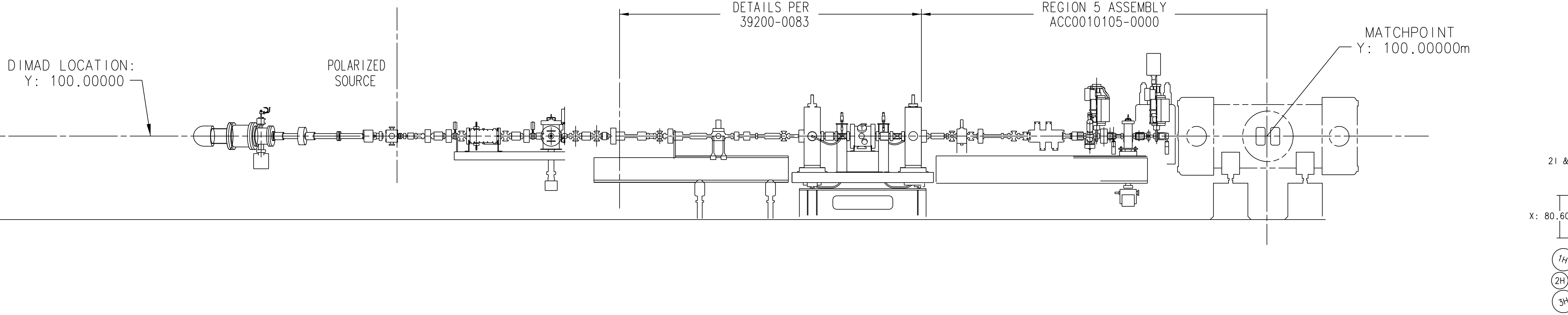
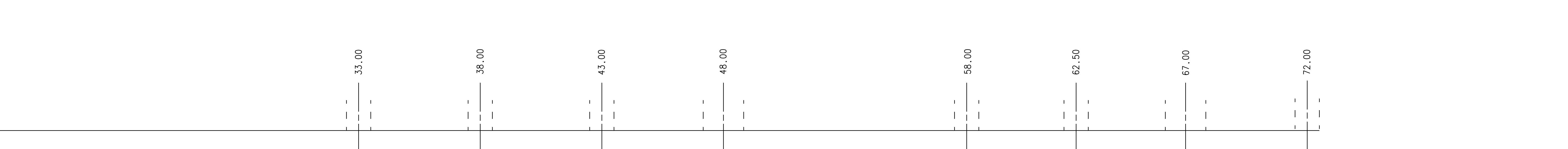
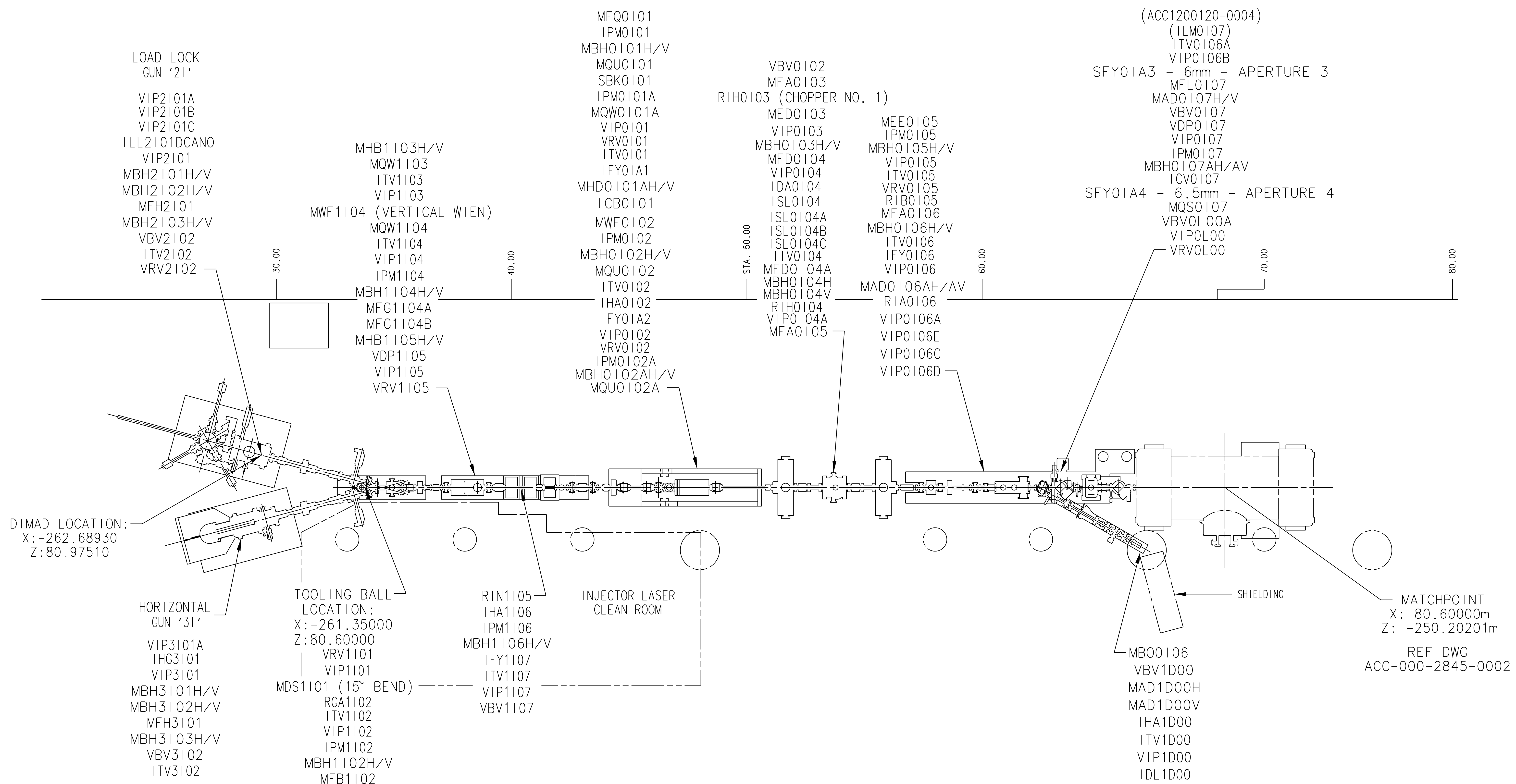
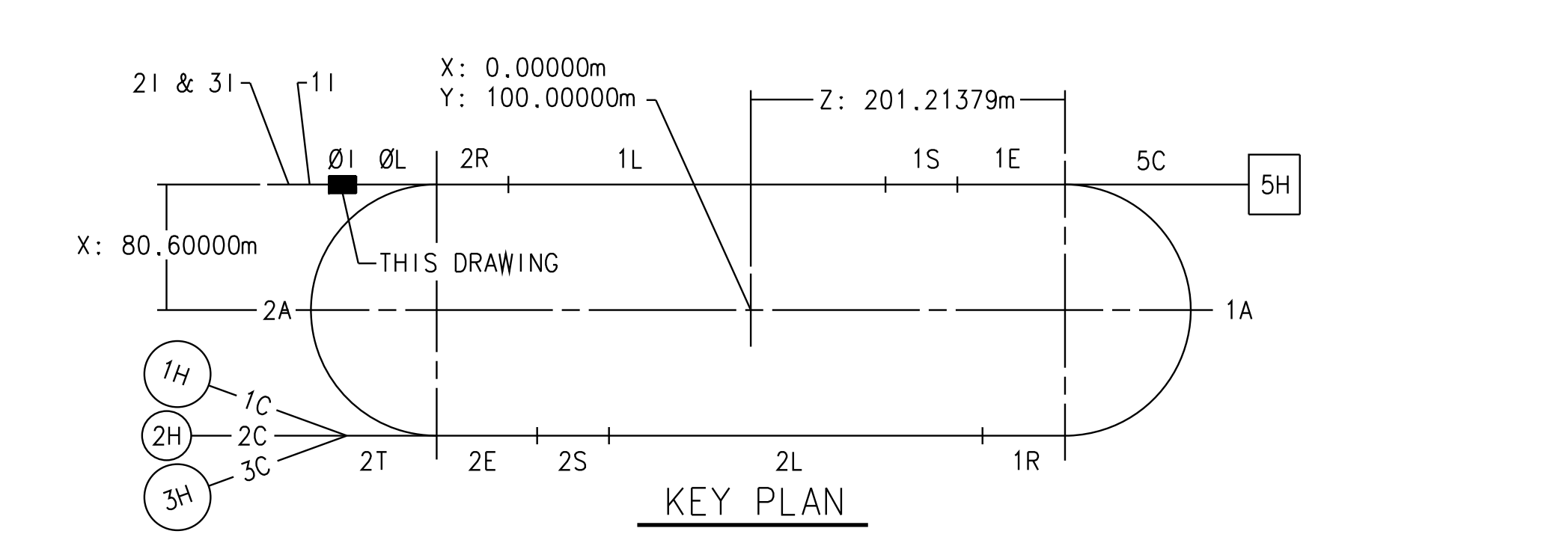


REVISION HISTORY				
ZONE	REV	DESCRIPTION	DATE	APPROVED
A	1	DELETED ICB1000	13OCT14	T. LARRIEU
	2		13OCT14	Y. WANG
	3		13OCT14	J. GRAMES
B	1	ADDED ICB0101	09FEB16	T. LARRIEU
	2		09FEB16	Y. WANG
	3		09FEB16	M. STUTZMAN

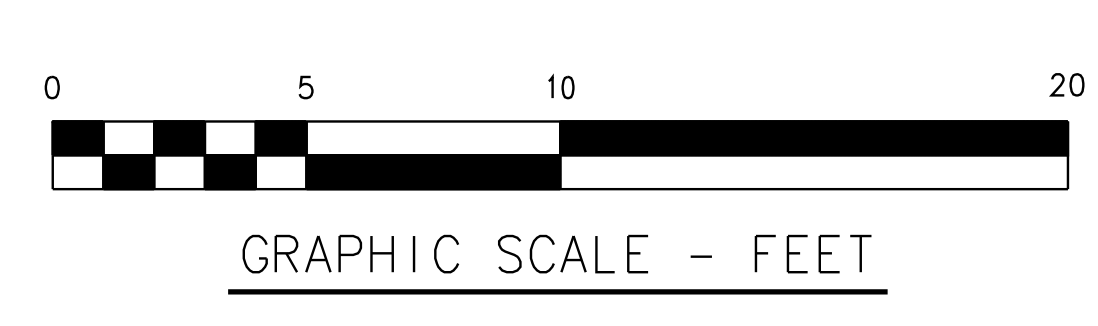


- GENERAL NOTES:**
- (XXXXXX) ELEMENTS ARE NOT IN BEAM LINE.
 - *XXXXXX* DENOTES ELEMENTS IN THE BEAM LINE WITHOUT POWER.



DIMENSION UNITS
 XX.XXXXXm = METERS
 (XXX.XX) = INCHES
 XXX.XXX = DECIMAL FEET
 XX'-XX" = FEET - INCHES

LEGEND	
(Indicating Lowest Energy Line Shown)	
01 - INJECTOR	2A - 2ND ARC
02 - PRE-ACCELERATOR	2T - TRANSPORT CHANNEL
03 - 2ND RECOMBINER	1C - TRANSPORT CHANNEL TO HALL A
04 - 1ST LINAC	1H - HALL A
05 - 1ST SPREADER	2C - TRANSPORT CHANNEL TO HALL B
06 - 1ST EXTRACTOR	2H - HALL B
07 - 1ST ARC	3C - TRANSPORT CHANNEL TO HALL C
08 - 1ST RECOMBINER	3H - HALL C
09 - 2ND LINAC	5C - TRANSPORT CHANNEL TO HALL D
10 - 2ND SPREADER	5H - HALL D
11 - 2ND EXTRACTOR	



AREA	SIGNATURE	DATE	AREA	SIGNATURE	DATE
CASA	M. SPATA		VAC	J. HECKMAN	
INST	N. WILSON		DIA	M. SPATA	
CED	T. LARRIEU		MAG	T. HIATT	
INJ	Y. WANG		OPS	S. SUHRING	
			ALIGN	C. CURTIS	
			MEG	T. MICHALSKI	
			PWR	W. MERZ	

EACH SHEET OF MULTI-SHEET DRAWINGS SHALL ALWAYS HAVE THE SAME REVISION LEVEL.			
TRACKING NO.	DATE	APPROVALS	DATE
N/A			
	19 SEPT 13		
	13NOV13		
	13NOV13		

United States Department of Energy
 Jefferson Lab
 Thomas Jefferson National Accelerator Facility
 Newport News, Virginia

ACC MACHINE CONFIGURATION BEAM TRANSPORT INJECTOR

SIZE DWG. NO. ACC-000-2845-0001
 SCALE 1:4B
 SHEET 1 OF 1