Helicity Generator Boards Upgrade

Select a period to highlight at right. A legend describing the charting follows.

Period Highlight: 1

Plan Duration | Actual Start | % Complete | Actual (beyond plan) | % Complete (beyond pla

ACTIVITY	PLAN START	PLAN DURATION	ACTUAL START	ACTUAL DURATION	PERCENT COMPLETE
Requirements	1	1	1	1	100%
Fabrication of new boards	1	1	1	1	100%
Firmware update	1	1	1	1	100%
Test	1	1	1	1	100%
Boards to MOLLER Col.	1	1	1	1	70%
Commissioning	1	8	1	8	50%
Install in CEBAF	9	1	9	1	0%

PERIODS

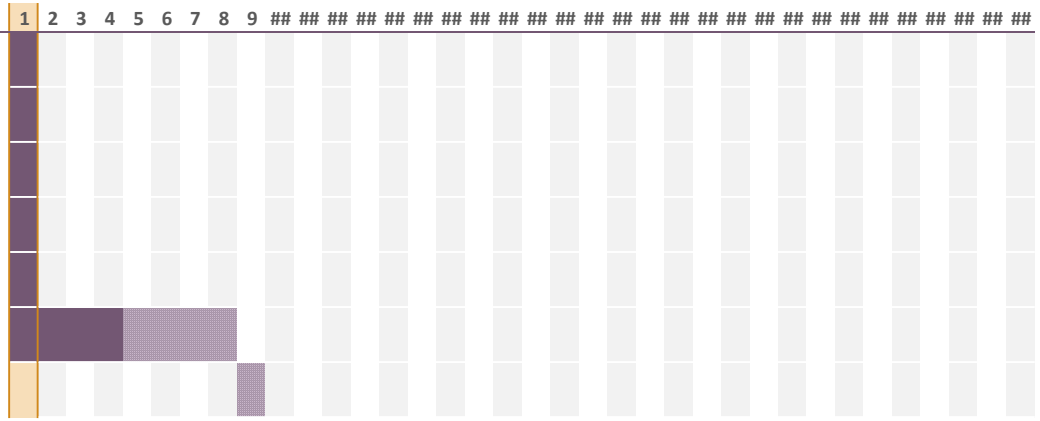
1 2 3 4 5 6 7 8 9 ## ## ##

Helicity Decoder Boards

Select a period to highlight at right. A legend describing the charting follows. **Period Highlight:** 1

Plan Duration | Actual Start | % Complete | Actual (beyond plan) | % Complete (beyond pla

ACTIVITY	PLAN START	PLAN DURATION	ACTUAL START	ACTUAL DURATION	PERCENT COMPLETE
Requirements	1	1	1	1	100%
Fabrication of two prototypes	1	1	1	1	100%
Firmware	1	1	1	1	100%
Test of prototypes	1	2	1	2	50%
Fabrication of 5 boards	2	1	2	1	0%
Test	3	2	3	2	0%
Fabrication of 15 boards	5	1	5	1	0%
Distribute to Halls	5	9	5	9	0%
Documentation	13	1	13	1	0%

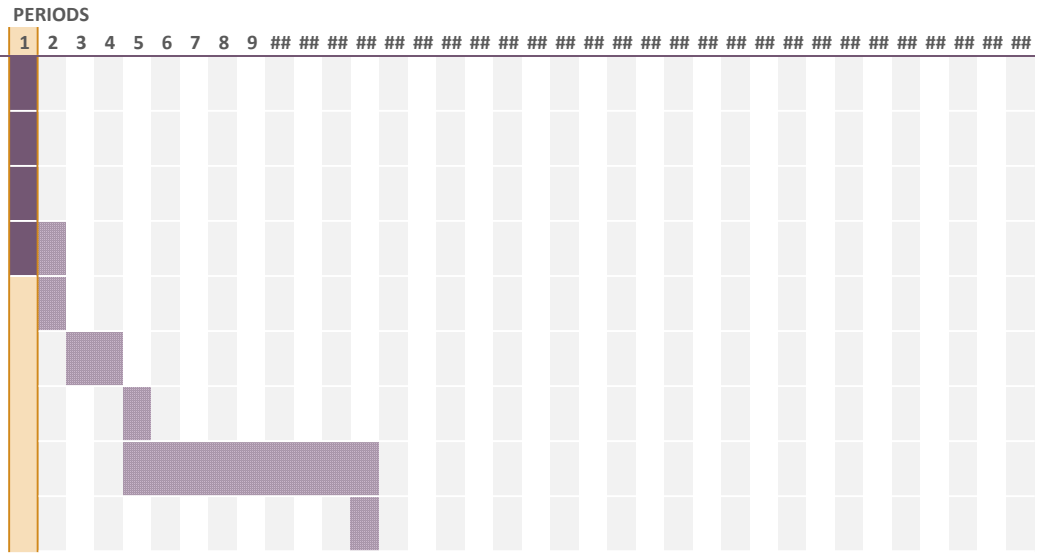
PERIODS
1 2 3 4 5 6 7 8 9 ## ## ##

RTP HV Driver

Select a period to highlight at right. A legend describing the charting follows.

Period Highlight: 1

Plan Duration | Actual Start | % Complete | Actual (beyond plan) | % Complete (beyond pla

ACTIVITY	PLAN START	PLAN DURATION	ACTUAL START	ACTUAL DURATION	PERCENT COMPLETE
Document existing system	1	1	1	1	100%
Requirements	1	1	1	1	100%
System design	2	2	2	2	0%
Driver technology	2	2	2	2	0%
Test-stand development	2	2	2	2	0%
Prototype design & build	4	1	4	1	0%
Production unit design & build	5	3	5	3	0%
Install	8	1	8	1	0%
Commission	9	2	9	2	0%
Documentation	11	1	11	1	0%

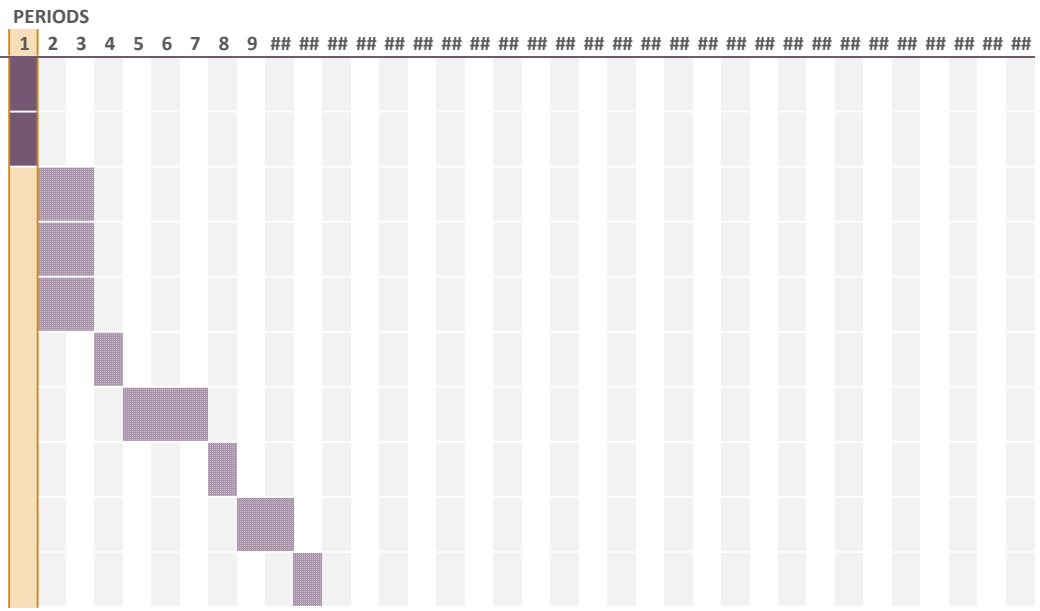
PERIODS
1 2 3 4 5 6 7 8 9 ## ## ##

IA HV Driver

Select a period to highlight at right. A legend describing the charting follows.

Period Highlight: 1

Plan Duration | Actual Start | % Complete | Actual (beyond plan) | % Complete (beyond pla

ACTIVITY	PLAN START	PLAN DURATION	ACTUAL START	ACTUAL DURATION	PERCENT COMPLETE
Document existing system	1	1	1	1	100%
Requirements	1	1	1	1	100%
System design	2	8	2	8	35%
Isolated ground	2	2	2	2	50%
Test-stand development	9	1	9	1	0%
Prototype design & build	9	1	9	1	0%
Production unit design & build	10	1	10	1	0%
Install	11	1	11	1	0%
Commission	12	1	12	1	0%
Documentation	13	1	13	1	0%

PERIODS

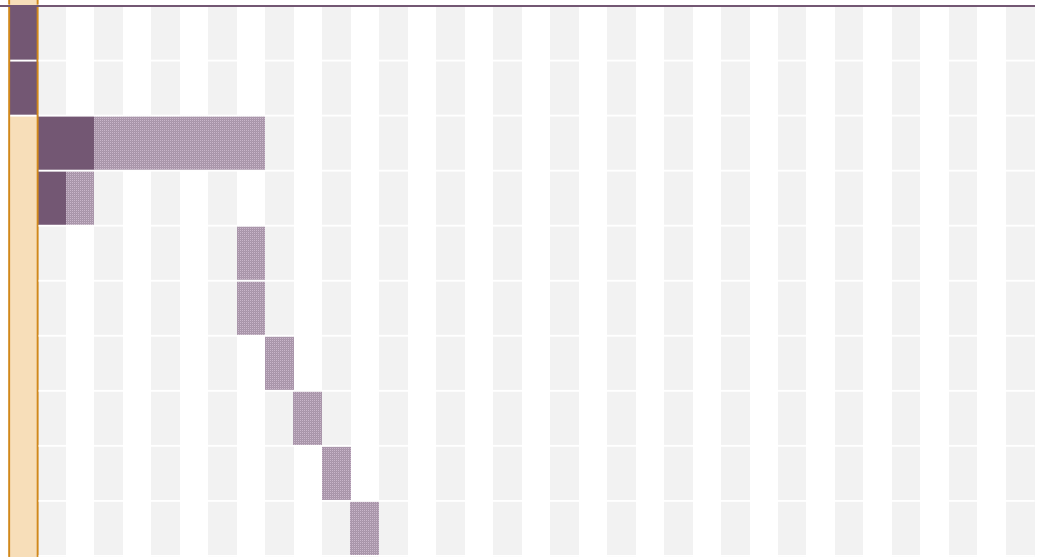
1 2 3 4 5 6 7 8 9 ## ## ##

Upgrade Helicity Magnets Control

Select a period to highlight at right. A legend describing the charting follows.

Period Highlight: 1

Plan Duration | Actual Start | % Complete | Actual (beyond plan) | % Complete (beyond pla

ACTIVITY	PLAN START	PLAN DURATION	ACTUAL START	ACTUAL DURATION	PERCENT COMPLETE
Document existing system	10	1	10	1	0%
Requirements	1	1	1	1	100%
System design	10	2	10	2	0%
Isolated ground	10	2	10	2	0%
Test stand development	10	2	10	2	0%
Prototype design & build	12	2	12	2	0%
Production unit design & build	14	2	14	2	0%
Install	16	1	16	1	0%
Commission	17	1	17	1	0%
Documentation	18	1	18	1	0%

PERIODS

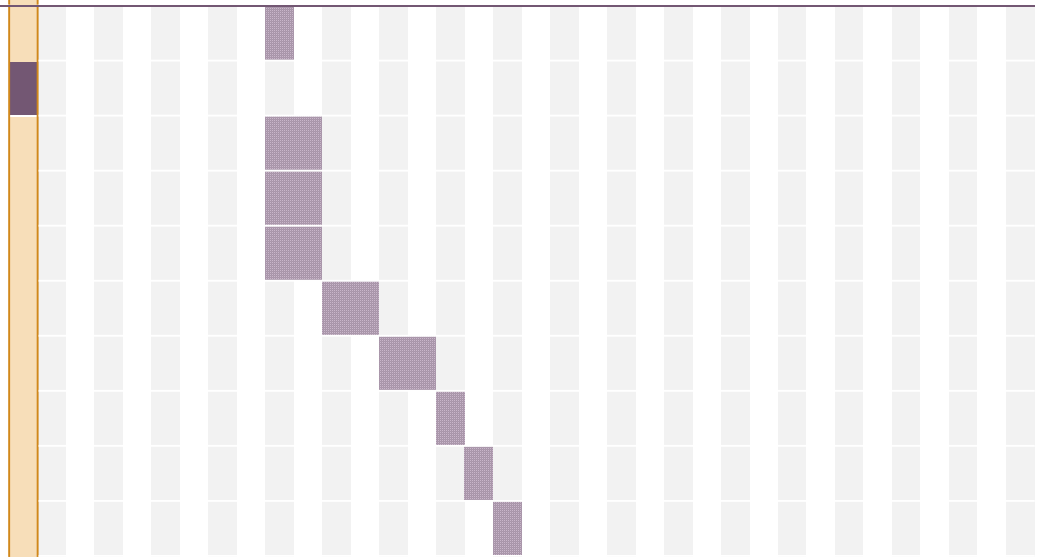
1 2 3 4 5 6 7 8 9 ## ## ##

Feedback on Polarization Orientation

Select a period to highlight at right. A legend describing the charting follows.

Period Highlight: 1

Plan Duration | Actual Start | % Complete | Actual (beyond plan) | % Complete (beyond pla

ACTIVITY	PLAN START	PLAN DURATION	ACTUAL START	ACTUAL DURATION	PERCENT COMPLETE
Requirements Study Wiens	1	1	1	1	0%
with small System energy	2	2	2	2	0%
feedback Method	2	2	2	2	0%
selection	4	1	4	1	0%
System design Implement	5	3	5	3	0%
feedback	8	4	8	4	0%
Test	12	2	12	2	0%
Install	14	1	14	1	0%
Commission	15	3	15	3	0%
Documentation	18	1	18	1	0%

PERIODS

1 2 3 4 5 6 7 8 9 ## ## ##

Wien Filters Slow Reversal – Wien Flip

Select a period to highlight at right. A legend describing the charting follows. **Period Highlight:** 1

Plan Duration | Actual Start | % Complete | Actual (beyond plan) | % Complete (beyond pla

ACTIVITY	PLAN START	PLAN DURATION	ACTUAL START	ACTUAL DURATION	PERCENT COMPLETE
Requirements	1	1	1	1	100%
Beam studies	1	3	1	3	50%
Study VWien Flip Study	1	3	1	3	50%
solenoinds flip Stability	1	3	1	3	0%
studies	1	9	1	9	0%
Documentation	10	1	10	1	0%

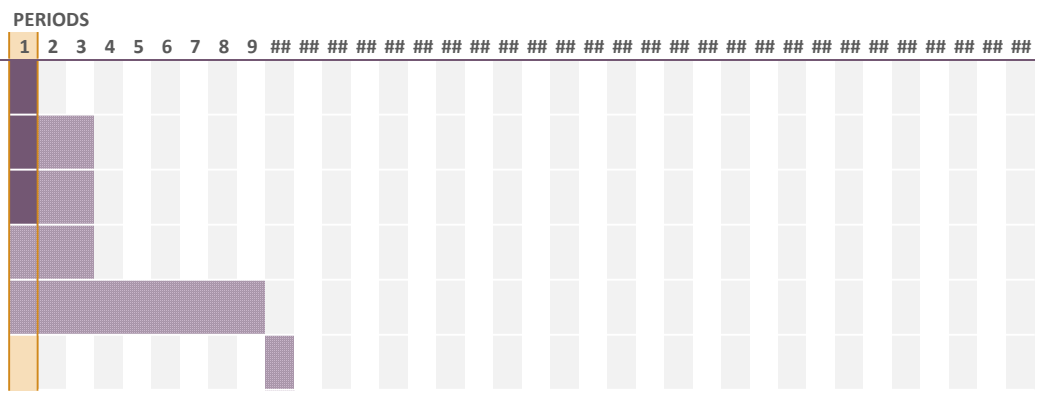
PERIODS
1 2 3 4 5 6 7 8 9 ## ## ##

Injector Transmission and Parity-Quality Beam

Select a period to highlight at right. A legend describing the charting follows. **Period Highlight:** 1

Plan Duration | Actual Start | % Complete | Actual (beyond plan) | % Complete (beyond pla

ACTIVITY	PLAN START	PLAN DURATION	ACTUAL START	ACTUAL DURATION	PERCENT COMPLETE
Requirements	1	1	1	1	**100%**
Beam studies	1	9	1	9	**20%**
Study Flip	1	9	1	9	**0%**
Beam studies	1	9	1	9	**0%**
Documentation	10	1	10	1	**0%**

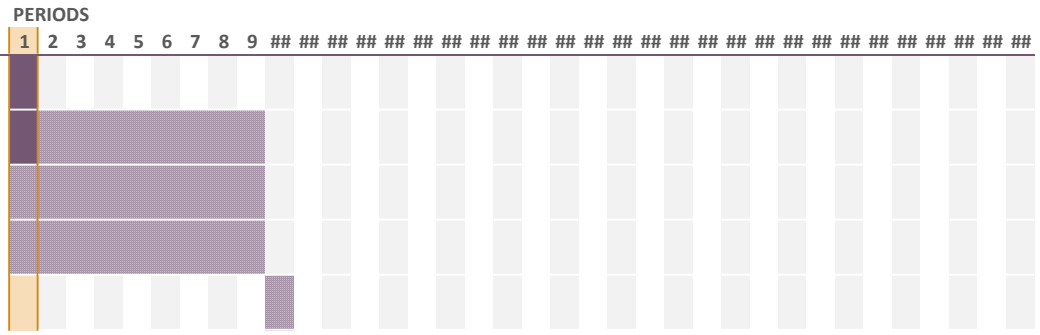
PERIODS
1 2 3 4 5 6 7 8 9 ## ## ##

Matching and Adiabatic Damping from 200 keV to Hall A

Select a period to highlight at right. A legend describing the charting follows. **Period Highlight:** 1

Plan Duration | Actual Start | % Complete | Actual (beyond plan) | % Complete (beyond pla

ACTIVITY	PLAN START	PLAN DURATION	ACTUAL START	ACTUAL DURATION	PERCENT COMPLETE
Requirements	1	1	1	1	100%
Beam studies	1	9	1	9	10%
Study injector matching	1	9	1	9	10%
Study Hall A match	1	9	1	9	0%
Measure damping	1	9	1	9	0%
Documentation	10	1	10	1	0%



Fast Feedback (FFB) System Resurrection

Select a period to highlight at right. A legend describing the charting follows. **Period Highlight:** 1

Plan Duration | Actual Start | % Complete | Actual (beyond plan) | % Complete (beyond pla

ACTIVITY	PLAN START	PLAN DURATION	ACTUAL START	ACTUAL DURATION	PERCENT COMPLETE
Requirements	1	1	1	1	100%
Beam studies	1	9	1	9	20%
Maintain system	1	9	1	9	0%
Documentation	10	1	10	1	0%

PERIODS

1 2 3 4 5 6 7 8 9 ## ## ##

Compton Polarimeter Setup

Select a period to highlight at right. A legend describing the charting follows.

Period Highlight: 1

Plan Duration | Actual Start | % Complete | Actual (beyond plan) | % Complete (beyond pla

ACTIVITY	PLAN START	PLAN DURATION	ACTUAL START	ACTUAL DURATION	PERCENT COMPLETE
Requirements	1	3	1	3	**50%**
Beam setup	12	1	12	1	**0%**
Measure halo	13	2	13	2	**0%**
Documentation	15	1	15	1	**0%**

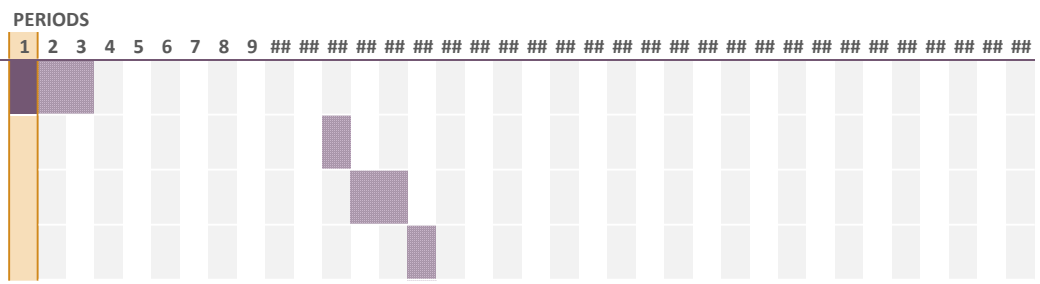
PERIODS
1 2 3 4 5 6 7 8 9 ## ## ##

Beam Modulation

Select a period to highlight at right. A legend describing the charting follows.

Period Highlight: 1

Plan Duration | Actual Start | % Complete | Actual (beyond plan) | % Complete (beyond pla

ACTIVITY	PLAN START	PLAN DURATION	ACTUAL START	ACTUAL DURATION	PERCENT COMPLETE
Requirements	1	1	1	1	**100%**
Verity operation at 11	1	1	1	1	**100%**
Hot checkout	4	1	4	1	**0%**
Beam test	5	4	5	4	**0%**
Documentation	9	1	9	1	**0%**

PERIODS

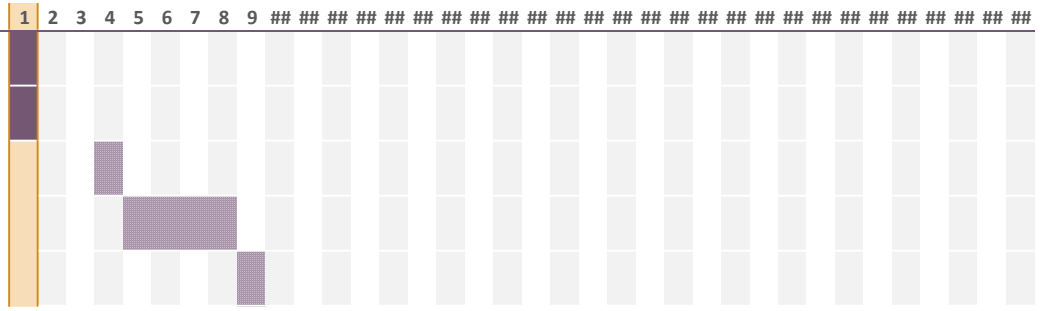
1 2 3 4 5 6 7 8 9 ## ## ##

Phase Advance

Select a period to highlight at right. A legend describing the charting follows.

Period Highlight: 1

Plan Duration | Actual Start | % Complete | Actual (beyond plan) | % Complete (beyond pla

ACTIVITY	PLAN START	PLAN DURATION	ACTUAL START	ACTUAL DURATION	PERCENT COMPLETE
Requirements	1	1	1	1	**100%**
Check beamline design	1	12	1	12	**0%**
Beam studies	13	3	13	3	**0%**
Documentation	16	1	16	1	**0%**

PERIODS

1 2 3 4 5 6 7 8 9 ## ## ##

Study Co-operation of MOLLER with K-long Experiment in Hall D

Select a period to highlight at right. A legend describing the charting follows. **Period Highlight:** 1

Plan Duration | Actual Start | % Complete | Actual (beyond plan) | % Complete (beyond pla

ACTIVITY	PLAN START	PLAN DURATION	ACTUAL START	ACTUAL DURATION	PERCENT COMPLETE
Install low-rep laser	1	1	1	1	100%
Install Hall D IA	2	2	2	2	0%
Install laser LLRF	4	1	4	1	0%
Injector setup	1	3	1	3	0%
Photocathode effects	2	6	2	6	0%
Model beam loading	1	3	1	3	20%
Study beam loading	5	4	5	4	0%
Beam studies	2	6	2	6	0%
Report to Physics	8	1	8	1	0%
Documentation	9	1	9	1	0%

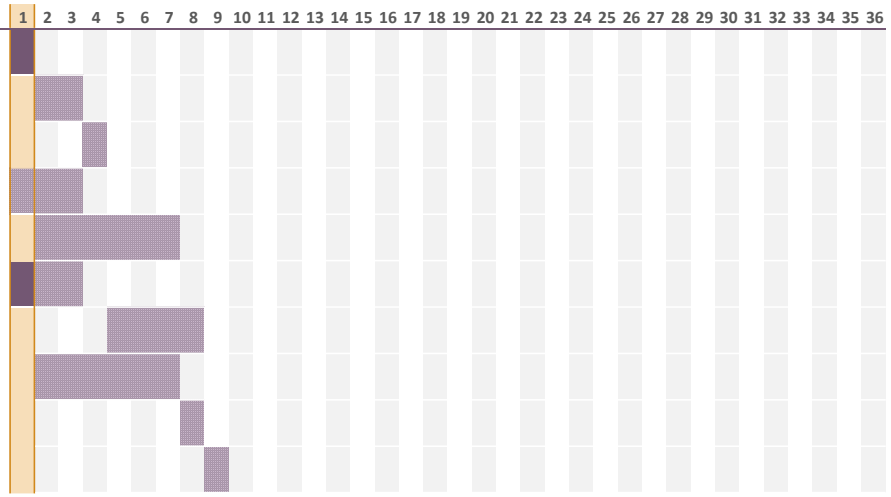

Control of Charge Asymmetry on Halls B, C, and D Beams

Select a period to highlight at right. A legend describing the charting follows.

Period Highlight: 1

Plan Duration | Actual Start | % Complete | Actual (beyond plan) | % Complete (beyond pla

ACTIVITY	PLAN START	PLAN DURATION	ACTUAL START	ACTUAL DURATION	PERCENT COMPLETE
Requirements	1	1	1	1	100%
Install Hall D IA	2	2	2	2	0%
Test feedback Hall D parity	4	4	4	4	0%
DAQ	4	4	4	4	0%
Test feedback	4	4	4	4	0%
Documentation	8	1	8	1	0%



Parity-Quality Beam (PQB) Studies in Injector and Hall

Select a period to highlight at right. A legend describing the charting follows. **Period Highlight:** 1

Plan Duration | Actual Start | % Complete | Actual (beyond plan) | % Complete (beyond pla

ACTIVITY	PLAN START	PLAN DURATION	ACTUAL START	ACTUAL DURATION	PERCENT COMPLETE
Requirements	1	1	1	1	**100%**
Injector PQB studies	1	9	1	9	**20%**
Hall A PQB studies	1	9	1	9	**0%**
Documentation	10	1	10	1	**0%**


PERIODS
1 2 3 4 5 6 7 8 9 ## ## ##

Halo Monitors in Hall A

Select a period to highlight at right. A legend describing the charting follows. **Period Highlight:** 1

Plan Duration | Actual Start | % Complete | Actual (beyond plan) | % Complete (beyond pla

ACTIVITY	PLAN START	PLAN DURATION	ACTUAL START	ACTUAL DURATION	PERCENT COMPLETE
Requirements	1	3	1	3	0%
Halo target and detectors	1	8	1	8	0%
Install	9	3	9	3	0%
Test FSD	9	3	9	3	0%
Controls	9	3	9	3	0%
Test	12	2	12	2	0%
Halo MCC readback	12	2	12	2	0%
Measure halo	12	3	12	3	0%
Documentation	15	1	15	1	0%

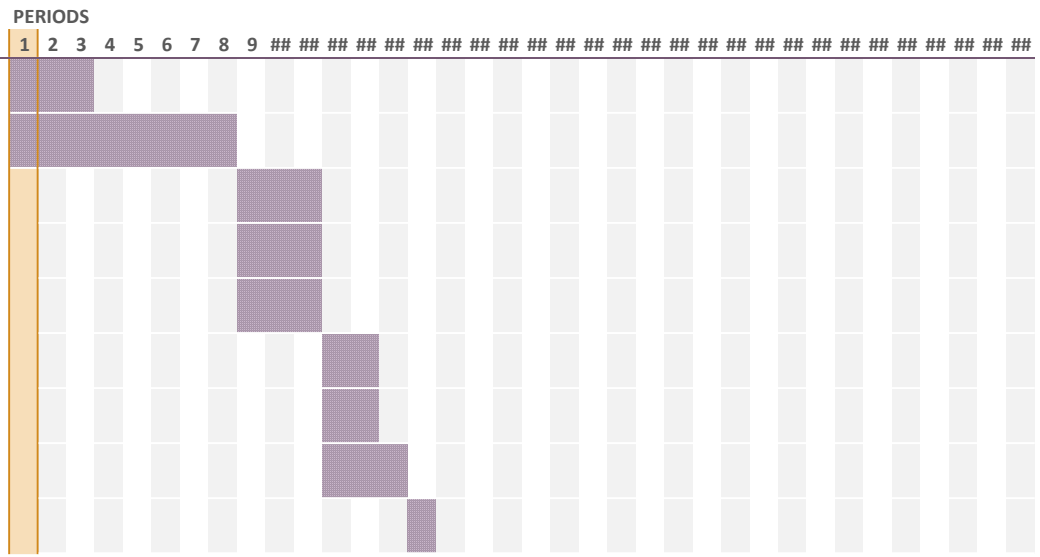
PERIODS
1 2 3 4 5 6 7 8 9 ## ## ##

Robust Beam Mis-steer Protection / Fast Shutdown Detectors in MOLLER Apparatus

Select a period to highlight at right. A legend describing the charting follows. **Period Highlight:** 1

Plan Duration | Actual Start | % Complete | Actual (beyond plan) | % Complete (beyond pla

ACTIVITY	PLAN START	PLAN DURATION	ACTUAL START	ACTUAL DURATION	PERCENT COMPLETE
Requirements	1	3	1	3	0%
Evaluate ion chamber	4	4	4	4	0%
System design	8	7	8	7	0%
Test of prototypes	15	9	15	9	0%
System implementatio	24	1	24	1	0%
Documentation	25	1	25	1	0%

PERIODS

1 2 3 4 5 6 7 8 9 # # #

New BPM Digital Receivers in Hall A line – instead of Sample/Hold cards

Select a period to highlight at right. A legend describing the charting follows. **Period Highlight:** 1

Plan Duration | Actual Start | % Complete | Actual (beyond plan) | % Complete (beyond pla

ACTIVITY	PLAN START	PLAN DURATION	ACTUAL START	ACTUAL DURATION	PERCENT COMPLETE
Requirements	1	1	1	1	0%
I&C test receiver	1	3	1	3	0%
Beam test	1	9	1	9	0%
Controls	4	5	4	5	0%
Commissioning	4	5	4	5	0%
Documentation	10	1	10	1	0%

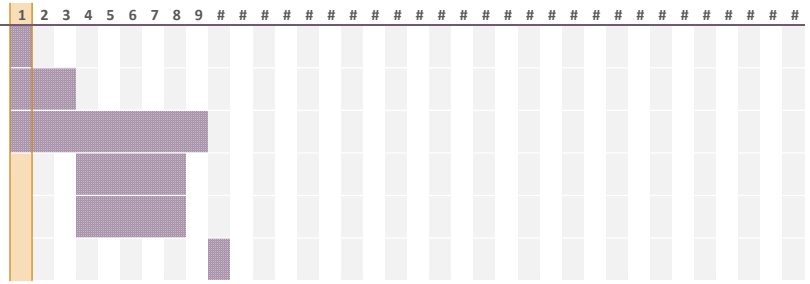

New BCMs electronics in Hall A line

Select a period to highlight at right. A legend describing the charting follows.

Period Highlight: 1

Plan Duration | Actual Start | % Complete | Actual (beyond plan) | % Complete (beyond pla

ACTIVITY	PLAN START	PLAN DURATION	ACTUAL START	ACTUAL DURATION	PERCENT COMPLETE
Requirements	1	3	1	3	0%
Beam test	1	9	1	9	0%
Controls	1	3	1	3	0%
Commissioning	12	3	12	3	0%
Documentation	15	1	15	1	0%

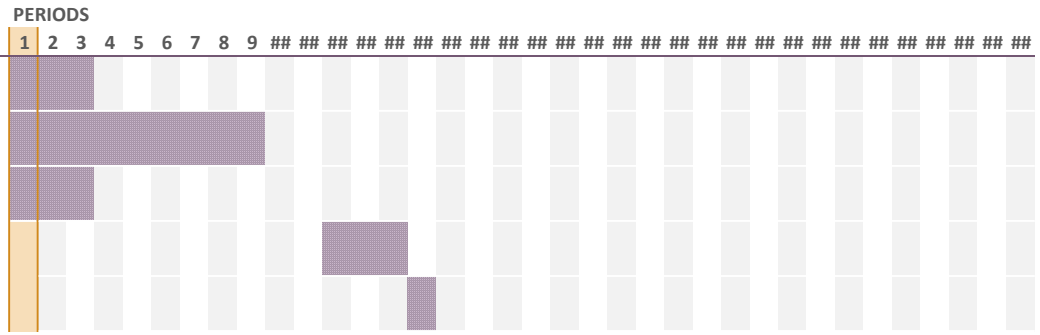
PERIODS
1 2 3 4 5 6 7 8 9 ## ## ##