



EIC meson structure

June 14th, 2021

Richard Trotta

Goals



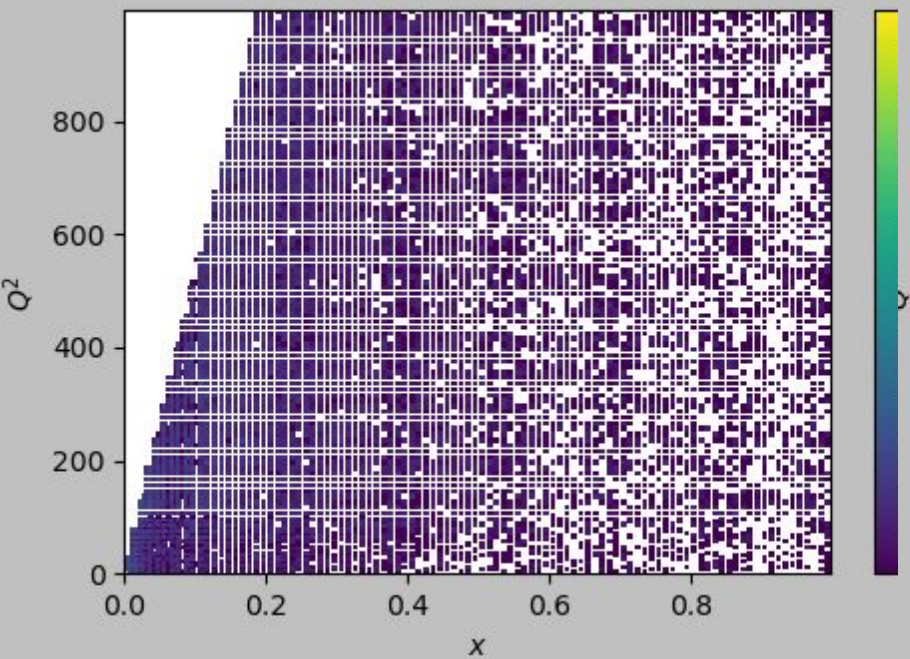
- Control and quantification of the theory and model uncertainties
 - Explore the limitations of the Sullivan process and single-pion exchange framework which also can be extended to the kaon structure function
- Kaon structure function projections
- Integration to Fun4All
- Optimization of 2nd IR with different central detector concepts

Update Summary

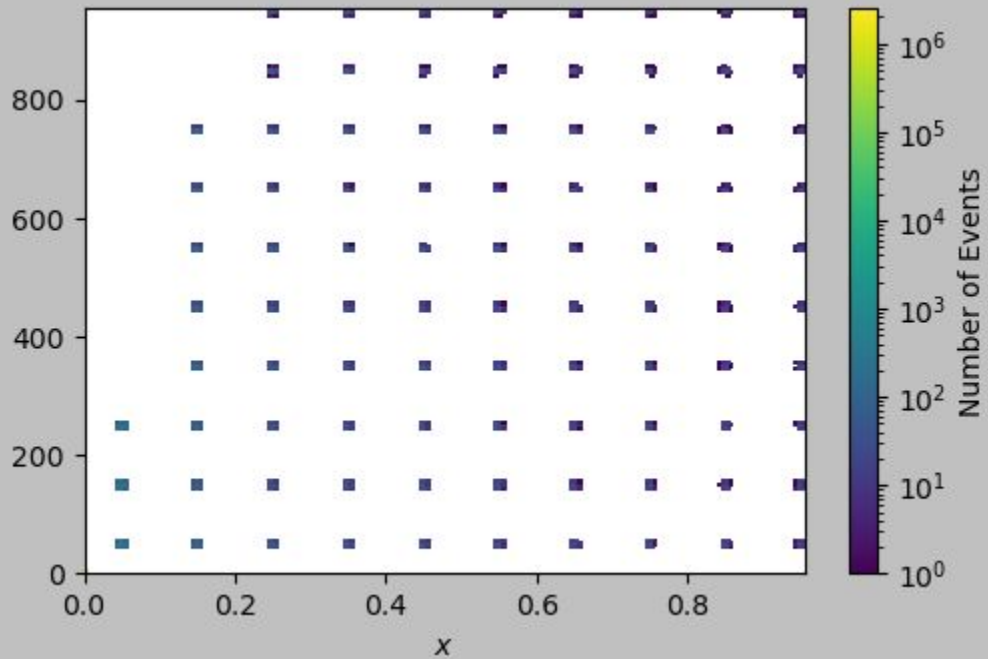
- As I said last meeting, I have been updating my generator to allow more dynamic binning
- An odd bug has been found through this process
 - Only affects the t-distribution
- The output of the generator had to be updated so it could be integrated into the Fun4All framework
 - The output is updated but having issues with EICsmear trying to read it in

```
pi_n_10on135_x0.001-1.000_q1.0-1000.0
```

```
xbinwidth = 0.01  
qbinwidth = 10.0  
tbinwidth = 0.01  
xLbinwidth = 0.01
```

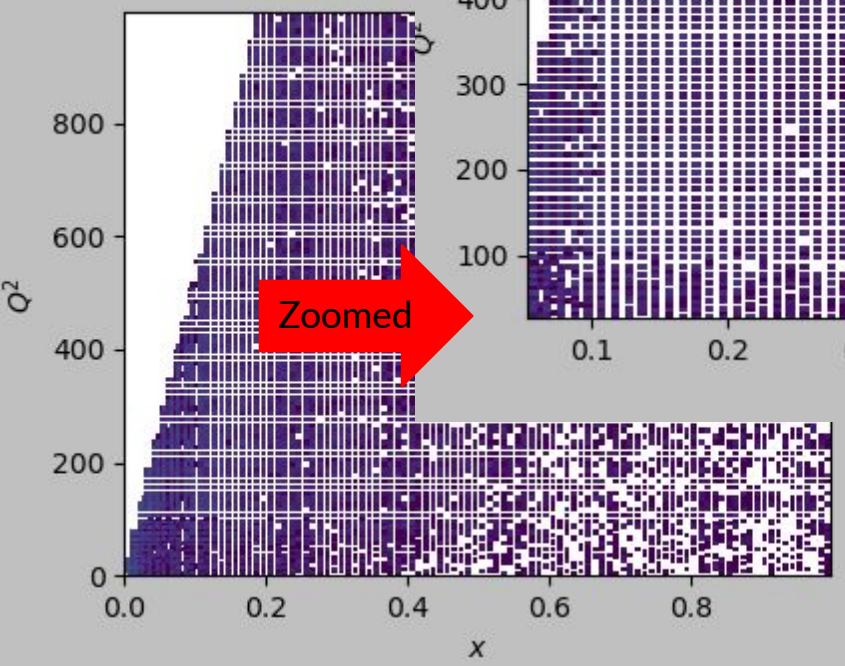


```
xbinwidth = 0.1  
qbinwidth = 100.0  
tbinwidth = 0.01  
xLbinwidth = 0.01
```

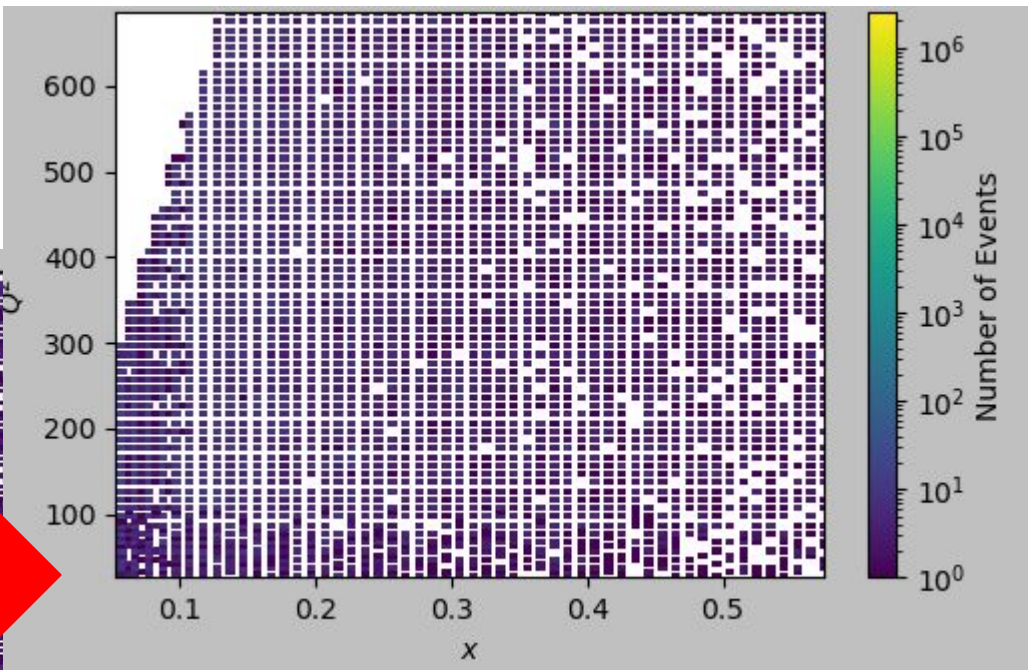


pi_n_10on135_x0.001-1.000_q1.0-1000.0

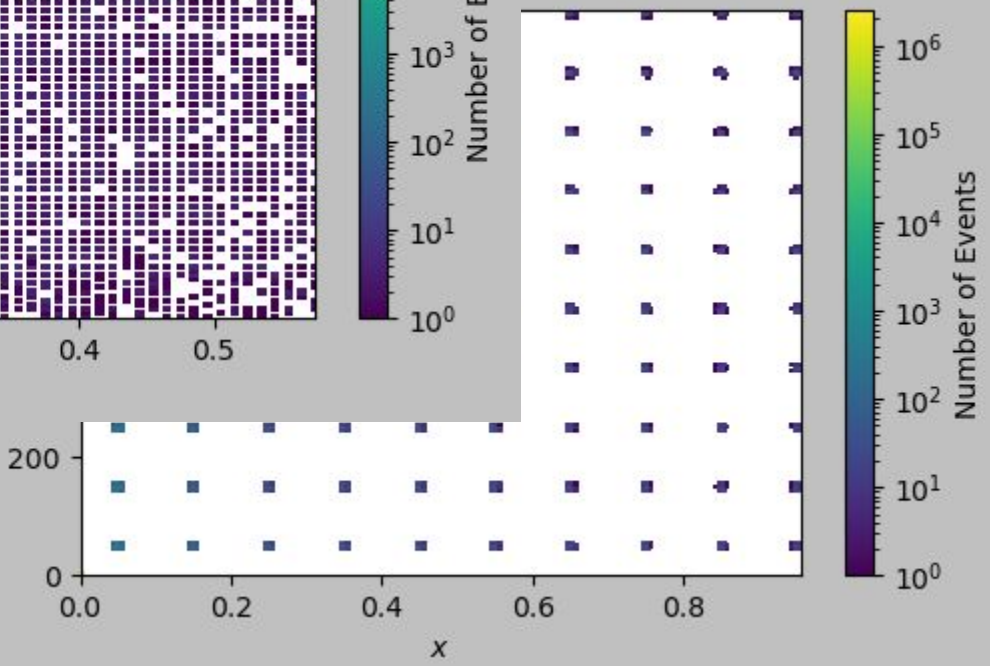
```
xbinwidth = 0.01  
qbinwidth = 10.0  
tbinwidth = 0.01  
xLbinwidth = 0.01
```



Zoomed



```
xbinwidth = 0.1  
qbinwidth = 100.0  
tbinwidth = 0.01  
xLbinwidth = 0.01
```



```
pi_n_10on135_x0.001-1.000_q1.0-1000.0
```

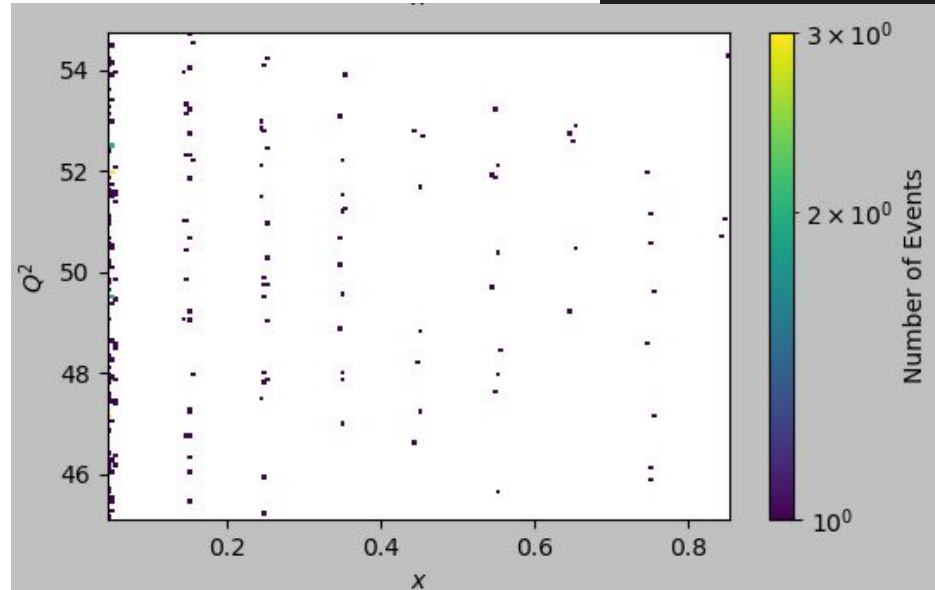
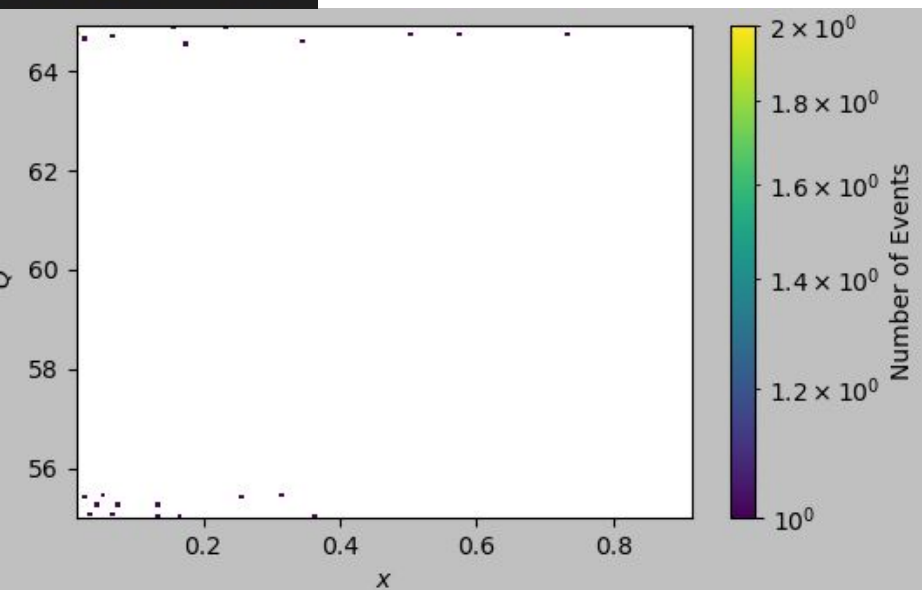
```
cut60 = ["Q2cut3", "xLcut85", "ycut"]
```

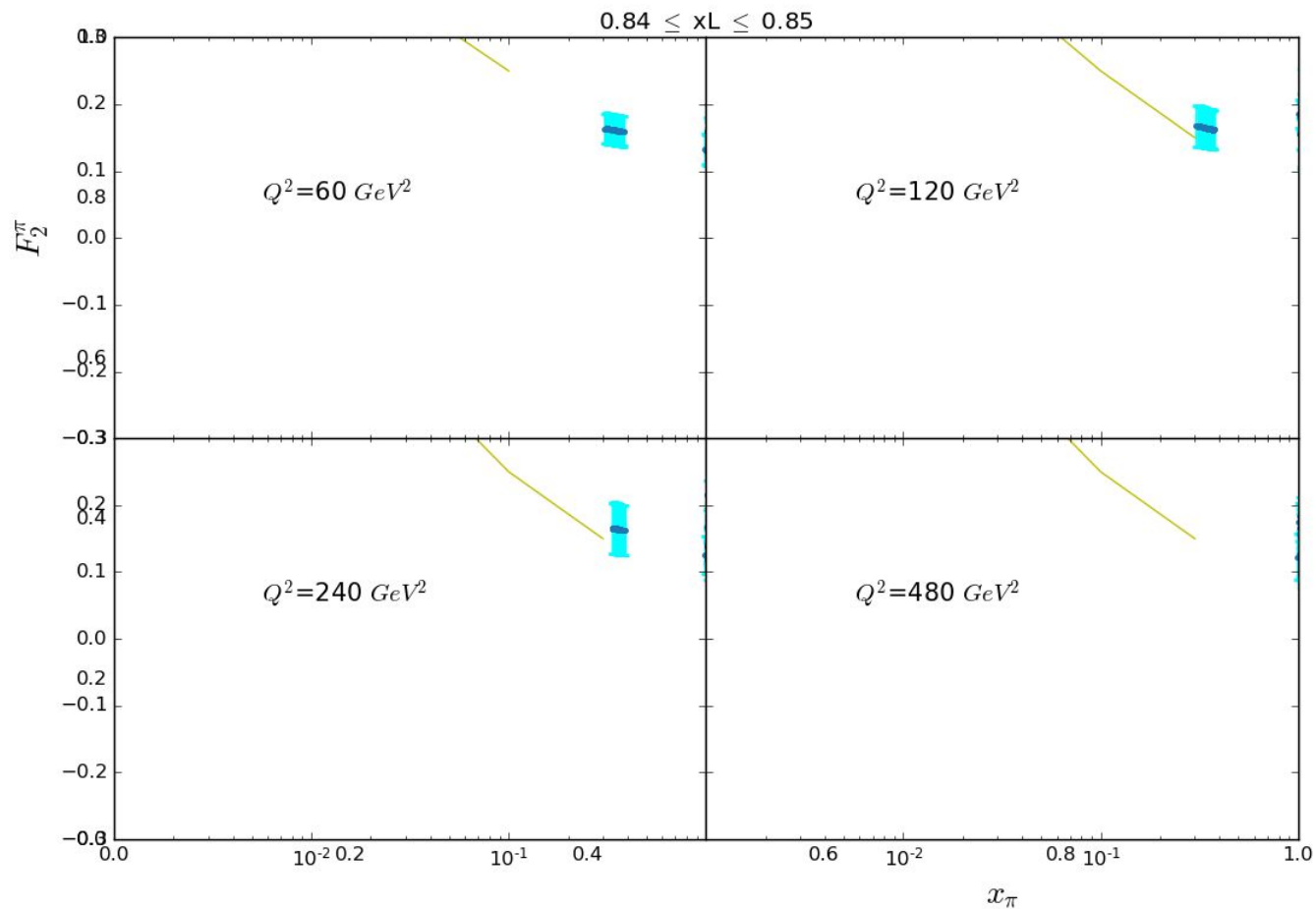
```
{"Q2cut3" : ((55.0 <= Q2) & (Q2 <= 65.0))}
```

```
{"xLcut85" : ((0.8500 <= xL) & (xL <= 0.8600))}
```

```
xbinwidth = 0.01  
qbinwidth = 10.0  
tbinwidth = 0.01  
xLbinwidth = 0.01
```

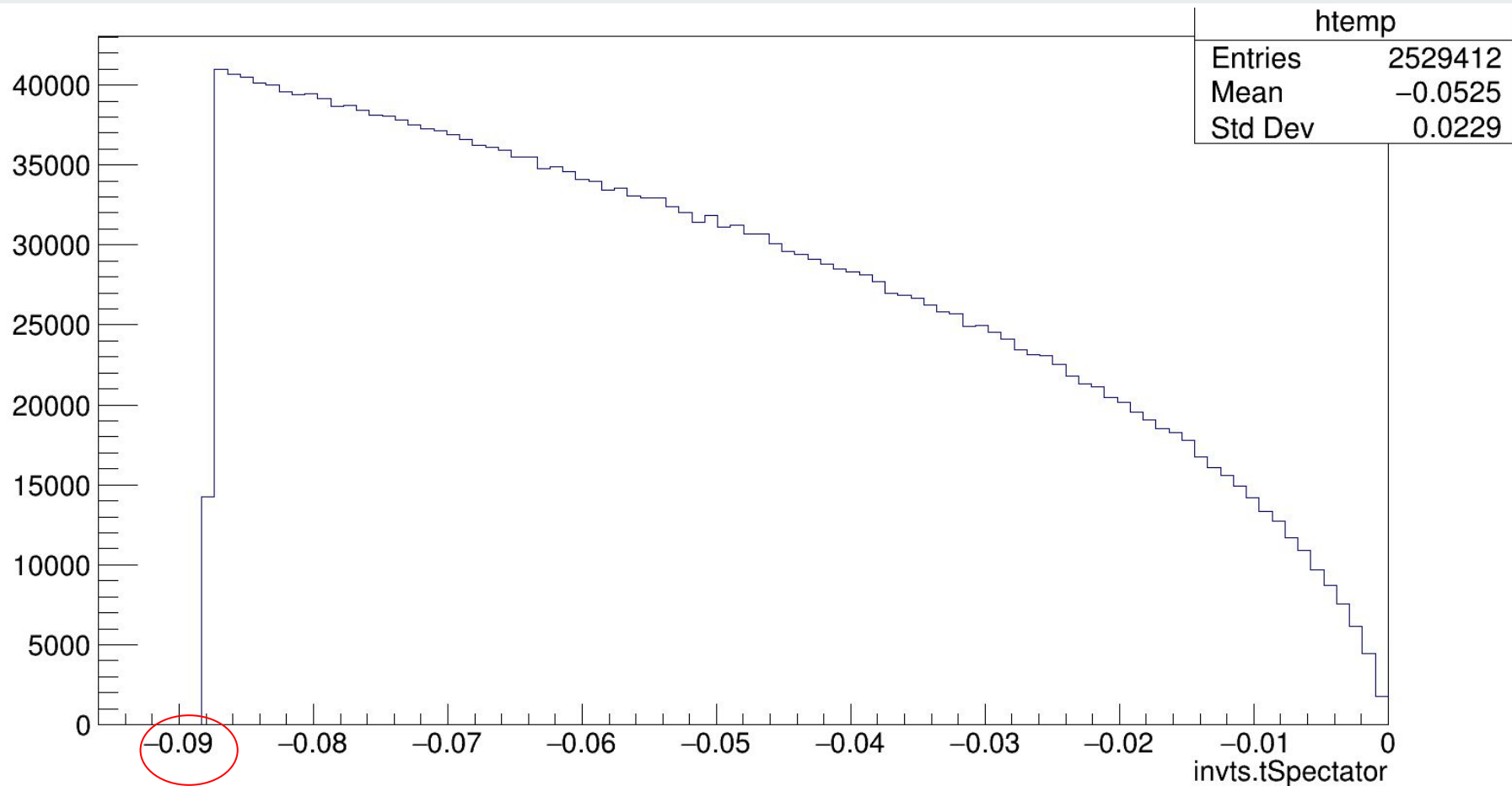
```
xbinwidth = 0.1  
qbinwidth = 100.0  
tbinwidth = 0.01  
xLbinwidth = 0.01
```





```
xbinwidth = 0.1  
qbinwidth = 100.0  
tbinwidth = 0.01  
xLbinwidth = 0.01
```

Found one big issue...this odd cut at t





My t is calculated by the following equation...

$$t = (P_{pr} - P_n)^2 = M_{pr}^2 + M_n^2 - 2P_n \cdot P_{pr}$$

where

P_{pr} is the incident proton (i.e. proton beam)

and the LN is defined by the following...

$$P_n = P_{n,rest}.Boasted()$$

$$\vec{P}_{n,rest} = pS_{rest} \sin(\arccos(\cos(\theta_{recoil}))) [\cos(\phi_{recoil}) \hat{x} + \sin(\phi_{recoil}) \hat{y}] + pS_{rest} \cos(\theta_{recoil}) \hat{z}$$

$$pS_{rest} = pS_{max} (uw)^{1/3} \quad // \text{uniform in } 3p^2 \text{ dp} = d(p^3), pS_{max}=0.3, uw = \text{ran3.Uniform}()$$

$$\cos(\theta_{recoil}) = 2ux - 1 \quad // ux = \text{ran3.Uniform}()$$

$$\phi_{recoil} = \pi(2uy - 1) \quad // uy = \text{ran3.Uniform}()$$



```

SIMPLE Event FILE
=====
I, ievent, nParticles
=====
I      K(I,1)  K(I,2)  K(I,3)  K(I,4)  K(I,5)  P(I,1)  P(I,2)  P(I,3)  P(I,4)  P(I,5)  V(I,1)  V(I,2)  V(I,3)
=====
0      1      1
=====
1      21      11      0      3      4      -0.027134  0.182672  -9.992511  9.992511  0.000511  0.000000  0.000000  0.000000
2      21      2212  0      5      6      -0.012465 -0.004165  135.025032 135.025032 0.938272  0.000000  0.000000  0.000000
3      21      22      1      0      0      4.898869  -21.778319  -15.863878 27.385338  0.000000  0.000000  0.000000  0.000000
4      1      11      1      0      0      -4.926003 21.960991  5.871367  23.259914  0.000511  0.000000  0.000000  0.000000
5      1      2112  2      0      0      2.699837  -0.097800  114.399623 114.435365  0.939565  0.000000  0.000000  0.000000
6      1      211  2      0      0      -4.898869 21.778319  15.863878 27.385694  0.139570  0.000000  0.000000  0.000000
===== Event finished =====

```



```

root -l
gSystem->Load("libeicsmear.so")
BuildTree("target.dat", ".", -1, "log.txt")

```



Error in <TROOT::TVector2::Phi_0_2pi>: function called with NaN
 Error in <TROOT::TVector2::Phi_0_2pi>: function called with NaN
 Error in <TROOT::TVector2::Phi_0_2pi>: function called with NaN
 Error in <TROOT::TVector2::Phi_0_2pi>: function called with NaN
 Error in <TROOT::TVector2::Phi_0_2pi>: function called with NaN
 Error in <TROOT::TVector2::Phi_0_2pi>: function called with NaN