

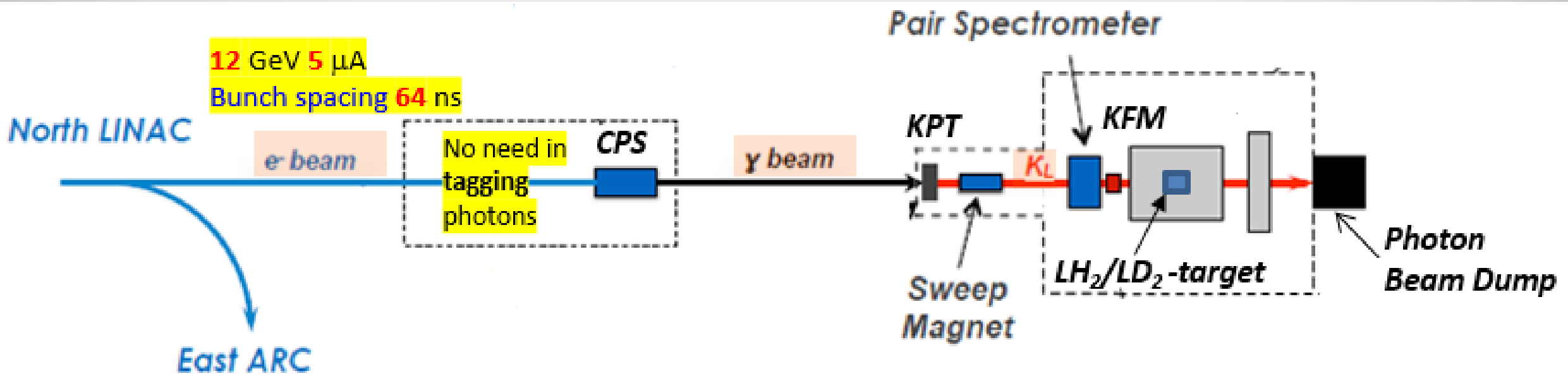
Status of New Equipment

Hovanes Egiyan

Overview

- Electron Beamline
- Compact Photon Source (photon source)
- Kaon Production Target (kaon source)
- Kaon Flux Monitor
- Liquid Hydrogen and Deuterium Target (real event source)
- Summary

KLF Equipment



- Tertiary beam of K-longs will be created in the hall.
- Beamline will require two converters.
- Flux monitor for kaons, possibly other beam monitoring equipment.
- New cryogenic hydrogen and deuterium production target.
- May need to start construction in 2015.

Electron Beamline

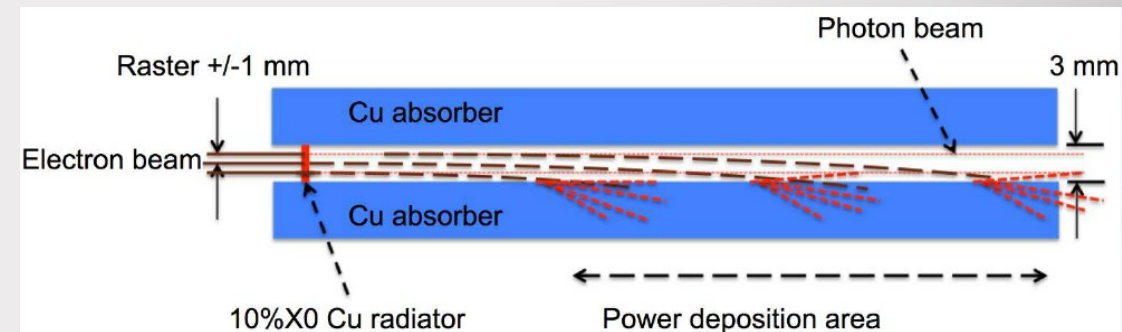
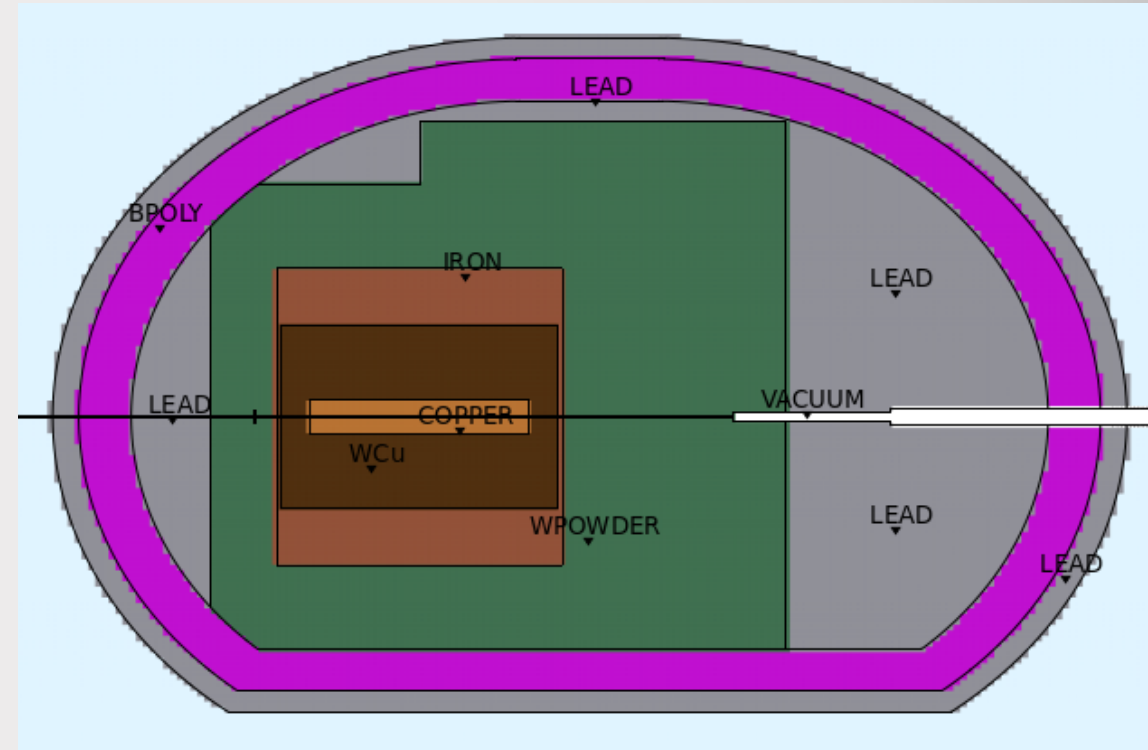
- Electron beam requirements:
 - $5\mu\text{A}$ beam current averaged over time is 60kW of power at 12 GeV .
 - 64ns between bunch spacing (equivalent to $80\mu\text{A}$ 499MHz current).
 - We would be interested in 128ns to reduce beam bunch overlaps.
 - Imaginary beam spot will focus on KPT such that the imaginary beam spot size is $< 4\text{cm}$ in full width.
 - The beam spot size at the radiator should be determined by the heat dissipation and by the CPS design requirements.
- All electron beamline instrumentation and diagnostics is usually provided by the accelerator division.
 - New APEL appointed for Hall D
 - See talk by Edith Nissen from CASA
- Accelerator division is aware of KLF requirements.
 - Current plan is to use wider electron beam instead of beam raster magnets
 - More reliable during operations, according to Todd S.
 - The beam spot on the CPS radiator is expected to be between 1mm to 4mm in σ .
 - No major beam spot constraints from focusing requirements, according to Todd S.
 - No need for expensive quadrupole magnet upgrades, according to Todd S.
 - New procurements for KLF are unlikely this FY2021.
 - CASA and OPS may start on test of the KLF electron beam during the next run.
- We may need a plan to verify that the beam is centered on the radiator of CPS.
 - Put a stripline BPM closer to the CPS entrance.
 - Accelerator's super-harp-style wire scanner in front of CPS.
 - Need to have all beamline instrumentation well surveyed.

Photon and Kaon Beamlines

- Photons will be produced in the radiator of CPS
 - 10% RL radiator will create a secondary beam at a rate of 5×10^{12} photons/s with $E_\gamma > 1.5 \text{ GeV}$.
- Photons will travel approximately 67m to reach KPT in the collimator cave.
 - Most of it is a 10" underground pipe between tagger vault and Hall D.
- Parameters of the photon beam pipes need to be optimized.
 - Need to be careful with the radiation.
- We will need photon beam diagnostics equipment in front of the beryllium target to characterize the photon beam.
 - Something similar to the beam profiler used in GlueX photoproduction.
- Kaon beam will travel approximately 24m to reach GlueX main target.
 - There are some concerns about the length of the kaon path.
 - Need simulation to determine if there is any significant bunch overlaps in the energy range of interest.
- Kaon beam flux and the transverse distribution is expected to be determined by KFM as a monitoring tool.
- Do we need an extra, more invasive, kaon beam diagnostics tool?

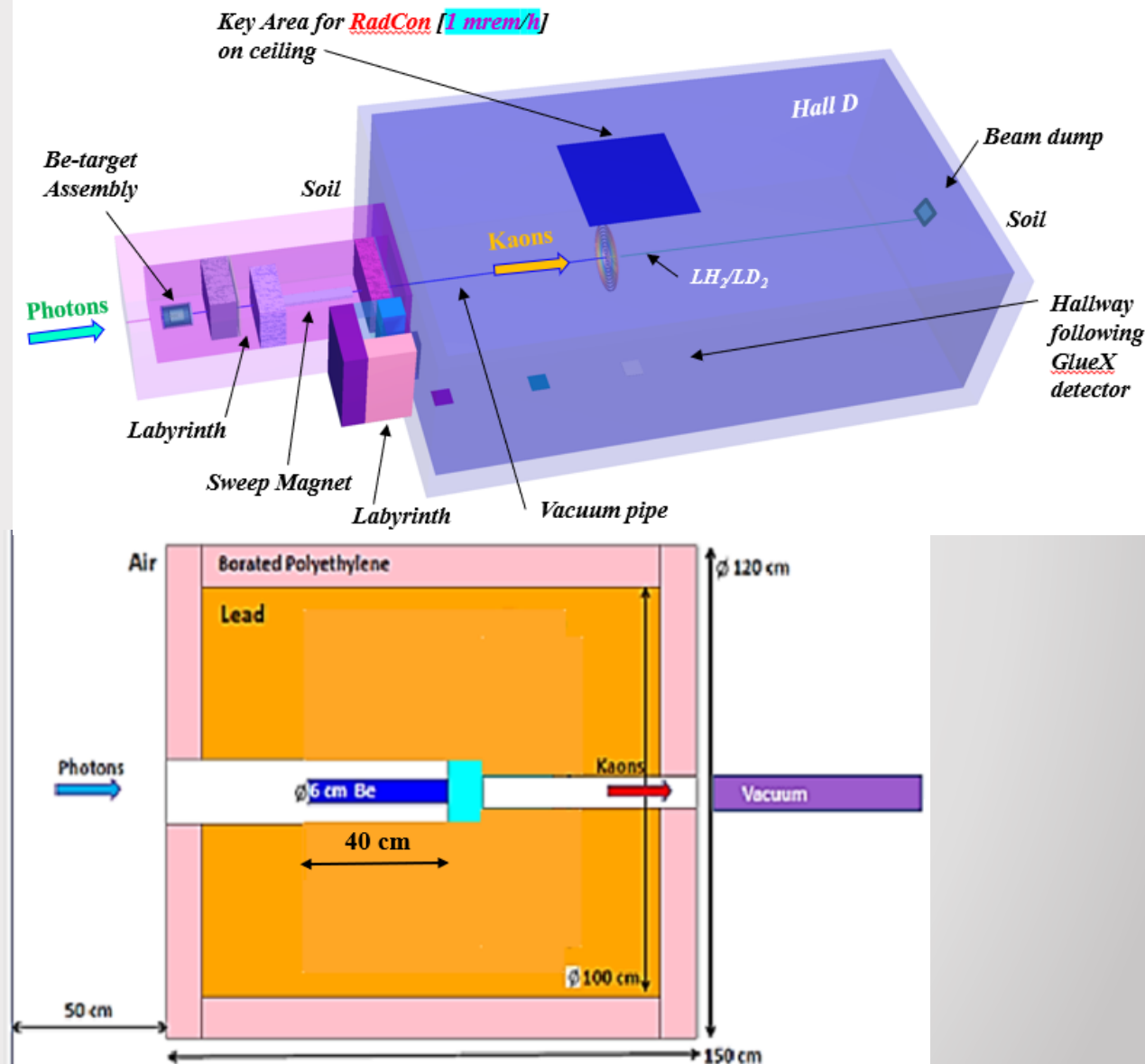
Compact Photon Source

- Currently considering a photon beam source that would contain both the radiator and the beam dump.
 - Allows for narrow photon beam with high intensity
 - Low prompt and post-operational radiation levels
 - No photon tagging possible
- The plan is to use a design similar to Hall A/C CPS.
 - Hall D version needs to accommodate twice amount of beam current, that is twice power dissipation is required.
 - Need to accommodate Hall D wide beam focused on KPT
- CPS design is in progress
 - Regular meetings are held to discuss the details of the CPS design and construction.
 - No final design or cost estimate within 25% is available.
- CPS will be placed somewhere behind the Hall D tagger magnet.
 - May need to move the permanent magnet.



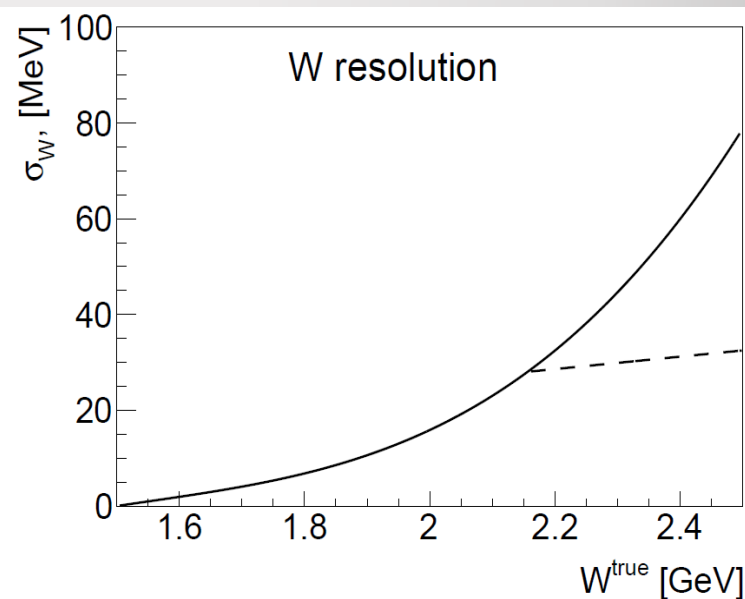
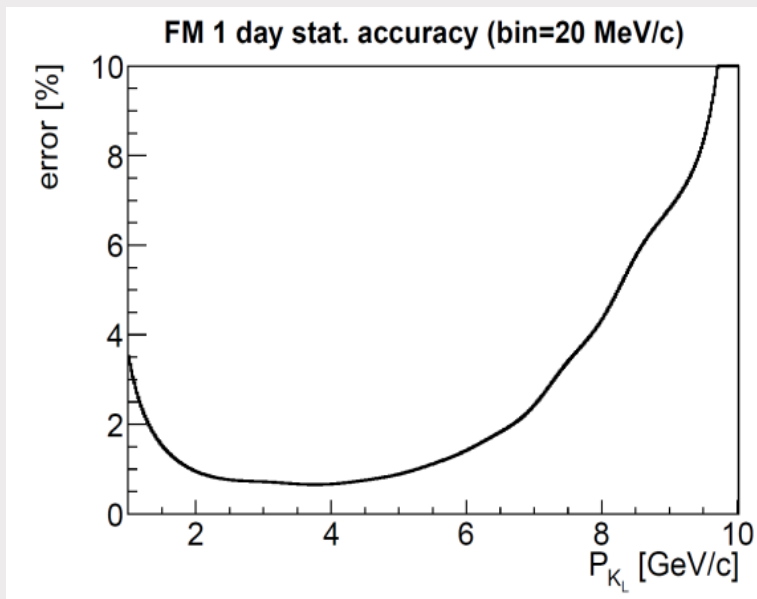
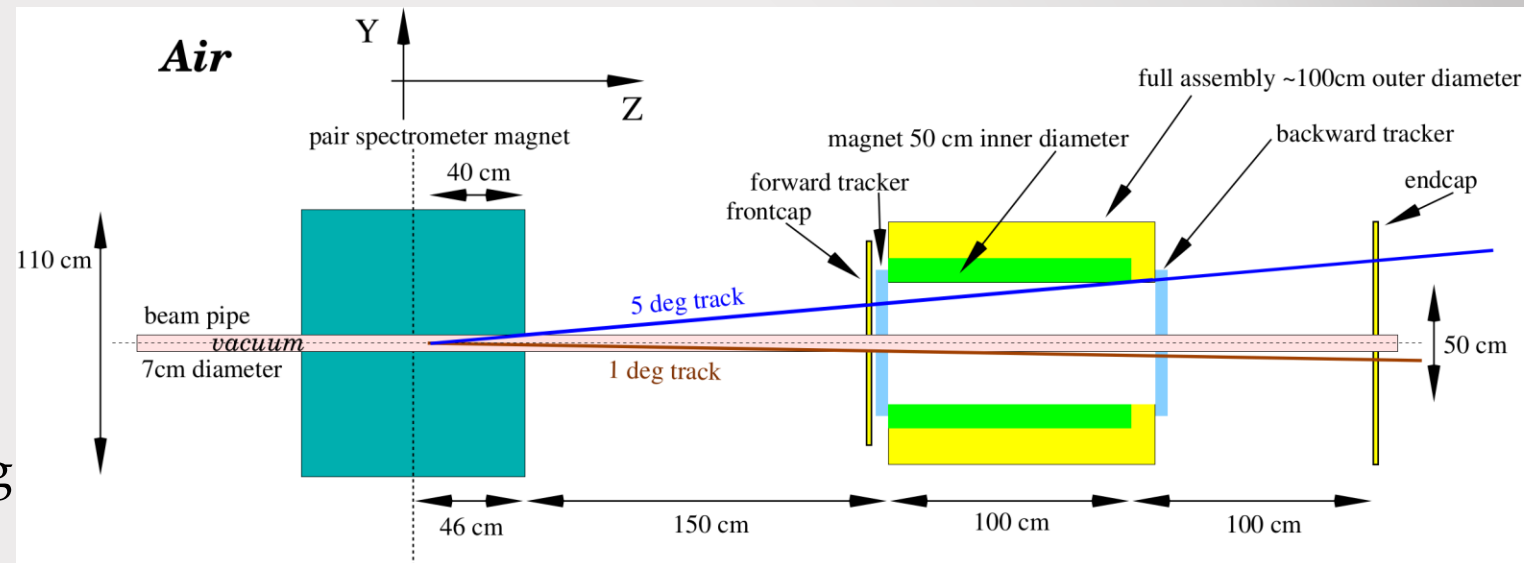
Kaon Production Target

- Use Beryllium target to create 10^4 K/sec beam.
 - Neutron rate is expected to be around 6×10^5 n/sec .
- Almost all photon beam energy ~ 6 kW, is deposited in the collimator cave.
 - Radiation levels have been estimated using MCNP6 program and the components have been optimized (Igor).
 - No radiation problem is expected in the hall key areas.
 - No significant radiation damage is expected to SiPMs in the Hall (dose rate ~ 5 mrem/h).
 - Heat removal from the W-plug can be achieved using similar technology used in beam dumps.
- Charged particles are expected to be swept away by the sweeping magnet in the cave.
- The kaon target assembly needs to be movable for an easy transition to photon beamline
- Still need to be designed .
- Conceptual design is complete.
 - Ready to be discussed with the engineers and designers.
 - Total cost at around \$260K .



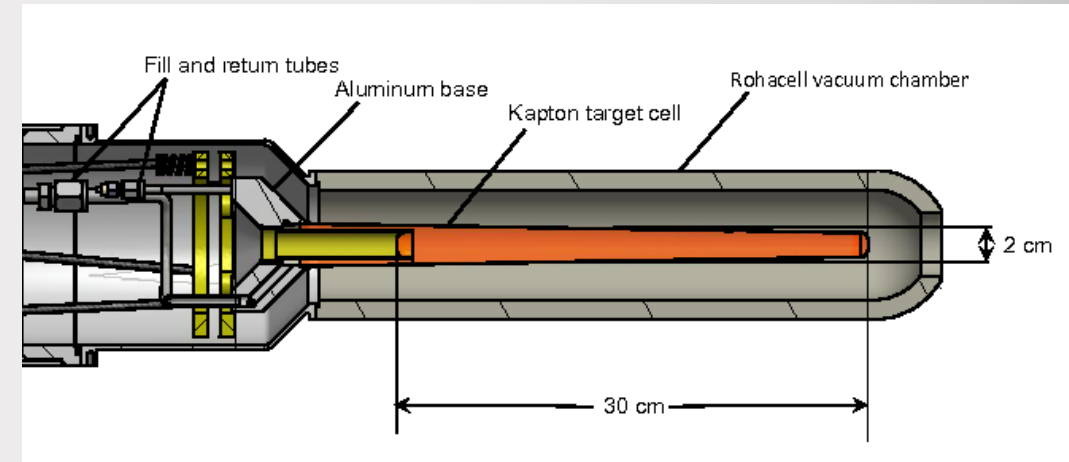
Kaon Flux Monitor

- Measure K-long flux using decays to $\pi^+\pi^-$, π^0 , $\pi\mu\nu$, $\pi e\nu$ within 2m downstream of PS magnet and upstream of KFM setup.
 - aiming at precision of 5% in the kaon flux.
 - $\sigma_p/p \sim$ a few % for $p < 2$ GeV in momentum resolution
- Currently Considering either “cryogen-free” magnet option
 - An old “free” MRI might still be an option.
 - Need good interfacing with Hall D engineering group.
- Considering various options for acquiring tracker and TOF system.
 - Used trackers might be available from WASA/JEDI/FPC or PANDA/HADES straw tubes.
 - There different designs for brand new tracker.
- The costs (~\$1M material and labor) are expected to be covered mostly by UK collaborators.
 - JLAB will take care of installation.
 - York U. applied for a grant to build TOF prototype.
- Construction could be completed in one year.
- See Stuart’s presentation.

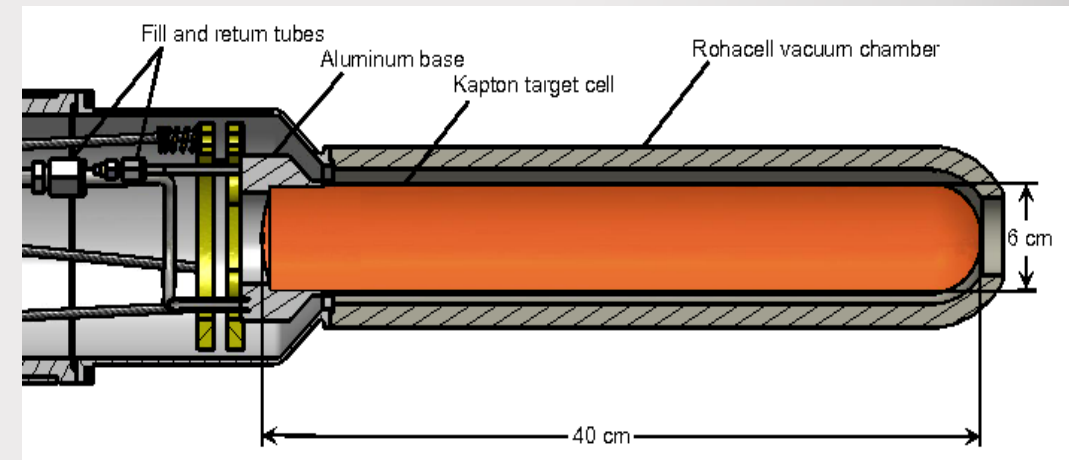


Liquid Hydrogen/Deuterium Target

- KLF target is similar to GlueX photoproduction LH2 target
 - Taken care by JLAB target group
- The KLF target cell will be longer (40cm) and wider (6cm) to accommodate a wider kaon beam.
- GlueX has not used deuterium target yet
 - The changes from LH2 to LD2 will not be so significant unless rapid switching between targets is required.
- JLAB target group considers it very feasible.
 - Larger target cell will increase cooling, filling and emptying times.
 - Somewhat thicker walls to handle larger diameter.
 - Higher minimum detectable recoil momentum
 - 1-2 years of effort by the group.
- See presentation by Chris Keith.



GlueX γ -production experiments



KLF K-production experiments

Summary

- KLF is starting to concentrate on the real design of the new equipment.
- JLAB accelerator division is aware of the requirements and will be working with us on it.
 - Quadrupole upgrades that would cost \$1.5M by some estimates are unlikely.
- We are working on CPS design with Hall A/C group as a CPS collaboration.
- Started thinking about the beamline components for photon and kaon beams.
- Kaon production target has a preliminary design
 - Can start discussions with the Hall D engineering.
- Kaon flux monitor is still in the design stage
 - Preliminary design options are being optimized and evaluated.
- Liquid hydrogen and deuterium target is feasible
 - JLAB target group will provide the cryotarget similar to GlueX target.
- Nothing is in construction stage yet. A lot of work ahead!