

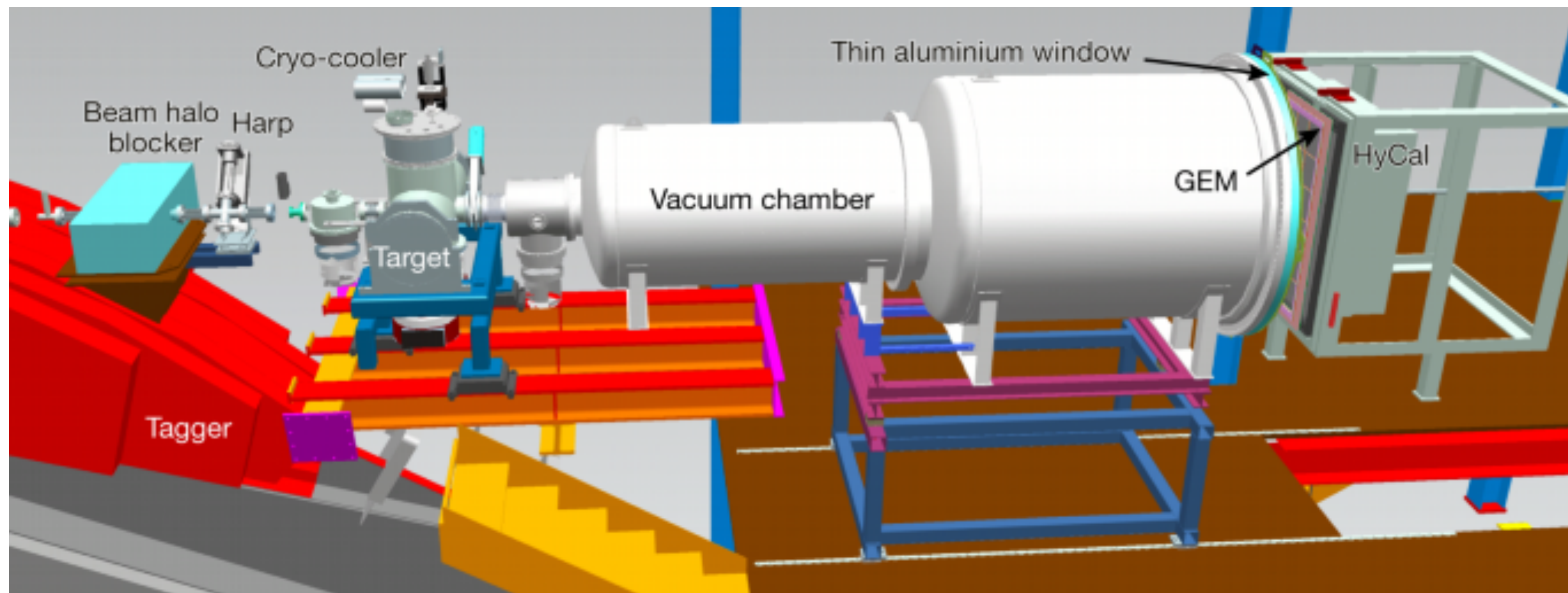
# Studies of Radiative Corrections for the PRad-II Experiment

Haiyan Gao  
Duke University  
For the PRad Collaboration

**PR**oton  
**Rad**ius

PRad-II C1  
Review

March 12, 2021



- Plan for blind analysis to extract the proton radius ( $r_p$ ) for PRad-II
- Radiative correction (RC) studies for PRad
  - PRad's estimation of the RC systematic uncertainty of  $r_p$
  - Independent study of the RC systematic uncertainty of  $r_p$
- RC studies for PRad-II
  - Integrated Møller method
  - Plans for the next-to-next leading order (NNLO) calculations
  - Improvement from PRad to PRad-II
  - Partial testing of calculations of radiative effects
- Summary

# Plan: Blind analysis for extraction of $r_p$ for PRad-II

Outline

Plan for blind analysis for PRad-II

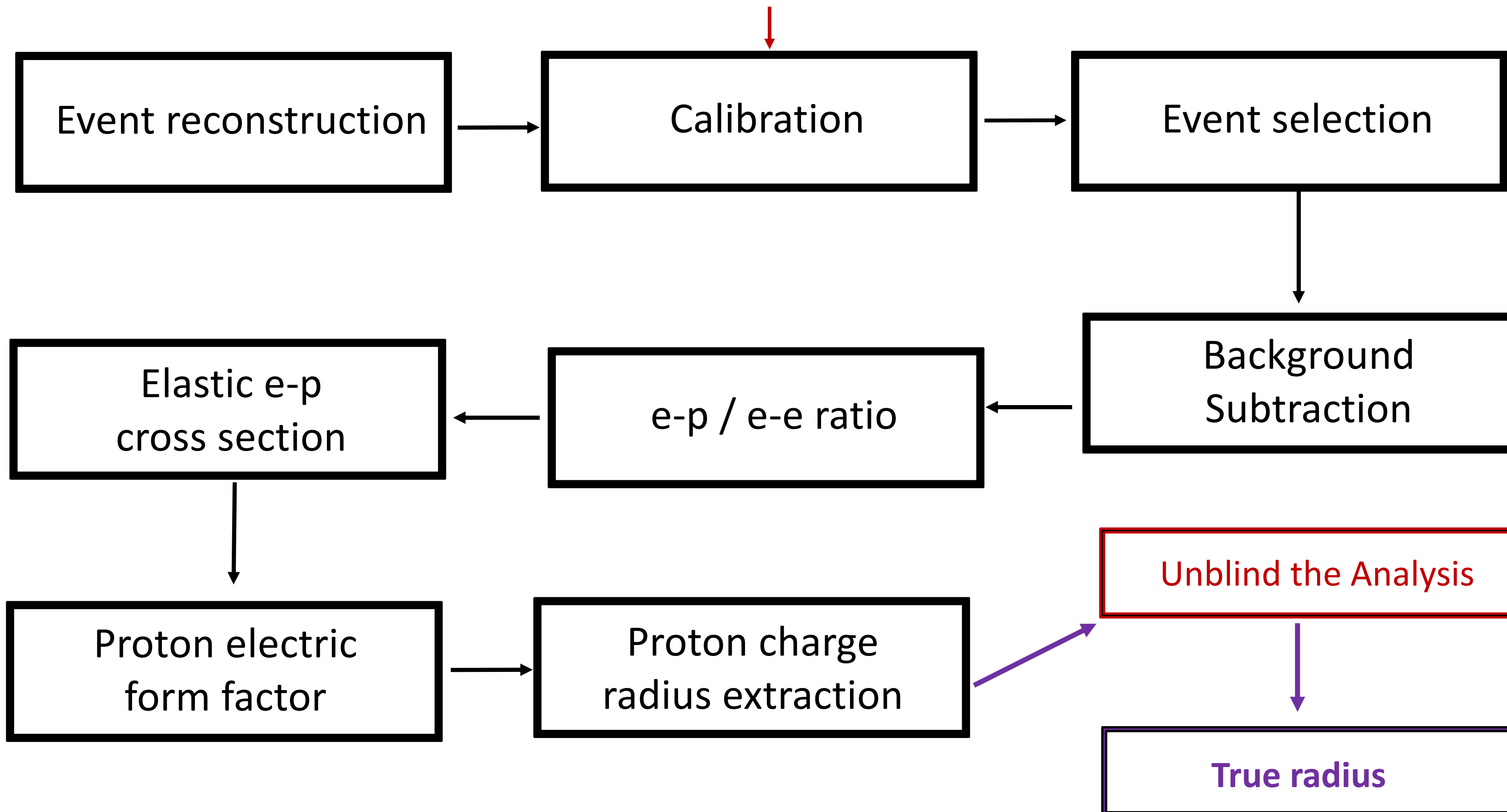
RC studies for PRad

RC studies for PRad-II

Summary

## Plan A

**Independent** study of HyCal trigger efficiency. Mask the true efficiency with additional normalization ( $Q^2$  dependent).



# Plan: Blind analysis for extraction of $r_p$ for PRad-II

Outline

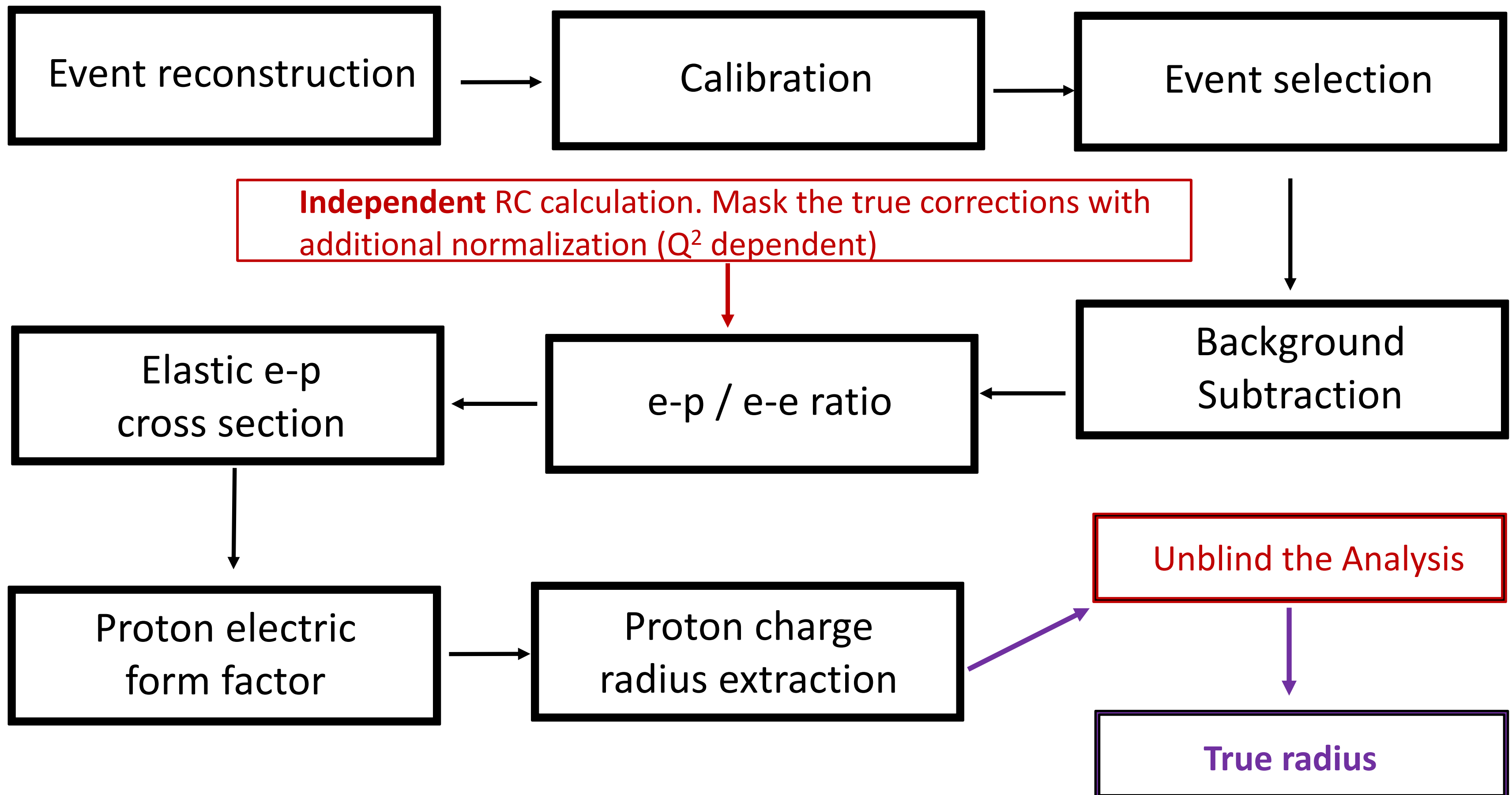
Plan for blind analysis for PRad-II

RC studies for PRad

RC studies for PRad-II

Summary

## Plan B



# PRad's estimation of the RC syst. uncertainty of $r_p$

Outline

Plan for blind analysis for PRad-II

RC studies for PRad

RC studies for PRad-II

Summary

- Measured radius: *Nature* 575, 147 (2019)
  - $r_p = (0.831 \pm 0.007_{stat} \pm 0.012_{syst}) \text{ fm}$
- $r_p$  uncertainties for PRad shown in the table
  - Uncertainties estimated using the rational (1,1) function

*X. Yan et al. PRC 98, 025204 (2018)*

Using rational (1,1)

$$f(Q^2) = \frac{1 + p_1 Q^2}{1 + p_2 Q^2}$$

Item	PRad $\delta r_p$ [fm]
Stat. uncertainty	0.0075
GEM efficiency	0.0042
Acceptance	0.0026
Beam energy related	0.0022
Event selection	0.0070
HyCal response	0.0029
Beam background	0.0039
Radiative correction	0.0069
Inelastic $ep$	0.0009
$G_M^p$ parameterization	0.0006
Total syst. uncertainty	0.0115
Total uncertainty	0.0137

# PRad's estimation of the RC syst. uncertainty of $r_p$

Outline

Plan for blind analysis for PRad-II

RC studies for PRad

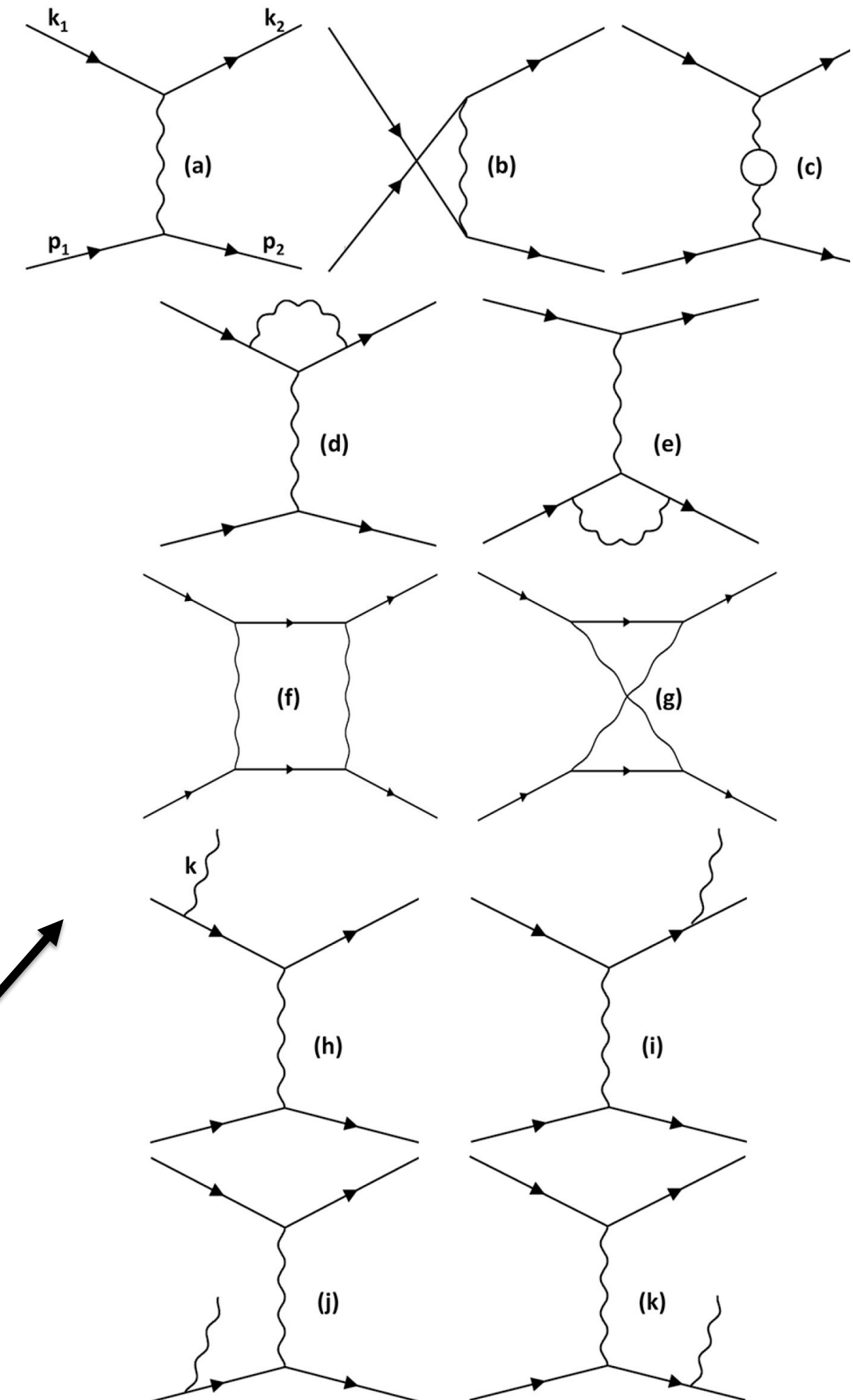
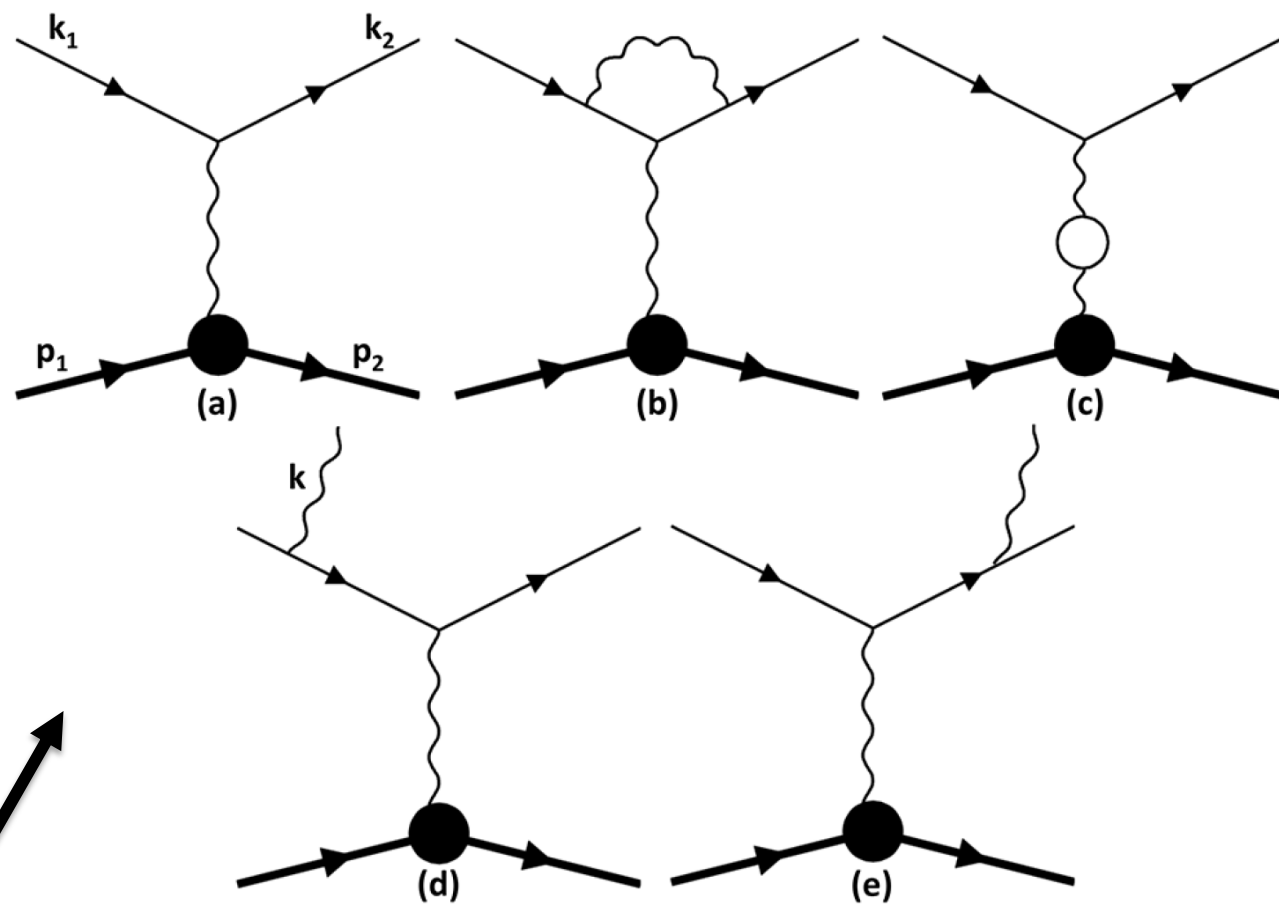
RC studies for PRad-II

Summary

- RCs one of the largest syst. uncertainty sources of  $r_p$  for PRad
  - RCs studied for both e-p and Møller scatterings
  - Event generator used, made using the results from *I. Akushevich et al, EPJA 51, 1 (2015)*
    - Used analytical calculations for one-loop e-p and Møller RC diagrams
    - Calculated within covariant formalism and beyond ultra-relativistic limit
    - Infrared divergence extracted and cancelled by Bardin-Shumeiko approach  
(ep cross checked by event generator using A. V. Gramolin et al., J. Phys. G Nucl. Part. Phys. 41(2014)115001; Møller by what's used in the Olympus experiment.)
  - PRad RC syst. uncertainty on  $r_p$  estimated
    - using the first-order RC results from *EPJA 51, 1 (2015)*
    - using a method from *A. Arbuzov and T. Kopylova, EPJC 75, 603 (2015)* for estimation of the contribution stemming from higher order RCs
  - Estimated syst. uncertainties correlated and  $Q^2$ -dependent

# PRad's estimation of the RC syst. uncertainty of $r_p$

- e-p and Møller NLO diagrams used for cross section calculations in *EPJA 51, 1 (2015)*



- Feynman diagrams contributing to the Born and RC cross sections in e+p elastic scattering:
  - (a) The Born process; (b) Vertex correction;
  - (c) Vacuum polarization; (d)-(e) Bremsstrahlung.
- Feynman diagrams contributing to the Born (a)-(b) and RC cross sections for Møller scattering:
  - (c)-(e) Vacuum polarization and vertex correction;
  - (f)-(g) Box contribution; (h)-(k) Bremsstrahlung.

- Two methods for forming e-p to e-e differential cross section ratio (luminosity cancellation)
  - Bin-by-bin method
    - Forms the ratio using the e-p and e-e counts from the same angular bin
    - Cancels out the energy-independent part of acceptance and GEM efficiency
    - $Q^2$ -dependent syst. uncertainties from the e-e process introduced
  - Integrated Møller method
    - Uses e-e counts from a selected angular range
    - Gives a common normalization factor for all e-p  $Q^2$  bins; no effect on extracted  $r_p$
    - Not applied to all  $Q^2$  bins in PRad, since the GEM efficiency not precisely determined in all those bins
- $Q^2$ -dependence much larger for Møller RC in PRad
  - Affects the cross-section results via the use of the bin-by-bin method
  - For e-p RC  $\rightarrow \delta r_p = 0.0020 \text{ fm}$ ; for Møller RC  $\rightarrow \delta r_p = 0.0065 \text{ fm}$
  - For total RC  $\rightarrow \delta r_p = 0.0069 \text{ fm}$



# Independent study of the RC syst. uncertainty of $r_p$

Outline

Plan for blind analysis for PRad-II

RC studies for PRad

RC studies for PRad-II

Summary

- Independent study performed for the second-order RC effect on  $r_p$ 
  - Followed the approach of *A. Aleksejevs et al, Physics of Atomic Nuclei, 76, 888 (2013)*
    - Paper calculated two-loop radiative effects in the MOLLER experiment
  - Based on its mathematical framework and for PRad kinematics
    - Contribution from NNLO diagrams on the Born cross section estimated
    - For any reasonable photon energy cut for the PRad experiment
    - $Q^2$ -dependent syst. uncertainties smaller than that estimated in the first approach
    - The largest RC syst. uncertainty computed:  $\delta r_p = 0.0047 \text{ fm}$
  - However, approximated methods and restricted number of diagrams used
    - Improved and exact NNLO calculations are much desired

- **Limitations of GEM efficiency determination in PRad**
  - Contributed indirectly to the total syst. uncertainty
  - Should be improved
- **Aiming at a significantly better precision in PRad-II compared with PRad**
  - Employ two planes of coordinate tracking detectors
  - Achieve a precise measurement of tracking detector efficiency ( $\sim 0.1\%$  level)
  - Reduce various backgrounds
  - Use the integrated Møller method for all angular bins
  - Suppress the  $Q^2$ -dependent syst. uncertainties
  - Turn all the Møller syst. uncertainties into cross section normalization uncertainties
  - $\delta r_p$  from RCs will be reduced from  $0.0069 \text{ fm}$  to  $0.0015 \text{ fm}$

# Plans for the NNLO calculations

Outline

Plan for blind analysis for PRad-II

RC studies for PRad

RC studies for PRad-II

Summary

- To achieve the PRad-II goal of total syst. uncertainty of  $0.0032 fm$ 
  - Very necessary also to perform improved NNLO RC calculations
  - Plans in place by the PRad Collaboration's theory colleagues
  - Leading investigator Dr. Stanislav Srednyak in close collaboration with Drs. Igor Akushevich and Alexander Ilyichev
  - Contacts/potential collaborations with the PSI and Mainz groups on the subject matter established
- Advantages and disadvantages of the original paper *EPJA 51, 1 (2015)*
  - Advantages
    - Both e-p and e-e treated in the same approach
    - First-order diagrams calculated analytically
    - Dependence on the electron mass kept, accurate in  $\mathcal{O}(\alpha)$
  - Disadvantages (*indicated by Andrej Arbuzov at First TPC Collaboration Meeting in Mainz*)
    - Improper treatment of higher-order effects
    - No two-photon exchange, no hadronic vacuum polarization (PRad simulation included TPE effect)
    - No radiation off proton and up-down interference,

# Plans for the NNLO calculations

Outline

Plan for blind analysis for PRad-II

RC studies for PRad

RC studies for PRad-II

Summary

- Submitted proposal to DOE by Akushevich (PI) and Gao (co-PI) on NNLO RC calculations for PRad-II (under review)
- Need to accomplish the following tasks
  - Calculation of NNLO contributions to e-p and Møller scattering diagrams by the end of 2022 (proposed plan in the DOE proposal)
    - Focus on mathematical approach of Gelfand-Kapranov-Zelevinsky
    - Develop the so-called Gamma series method
    - Calculate one- and two-loop integrals with the new method
  - Obtain all necessary results by the end of 2024
    - Evaluate also the two-photon exchange part to hadronic corrections
    - Make a new MC event generator or update the current one (working with PRad)
    - Finalize the project (working with PRad)

# Improvement from PRad to PRad-II

Outline

Plan for blind analysis for PRad-II

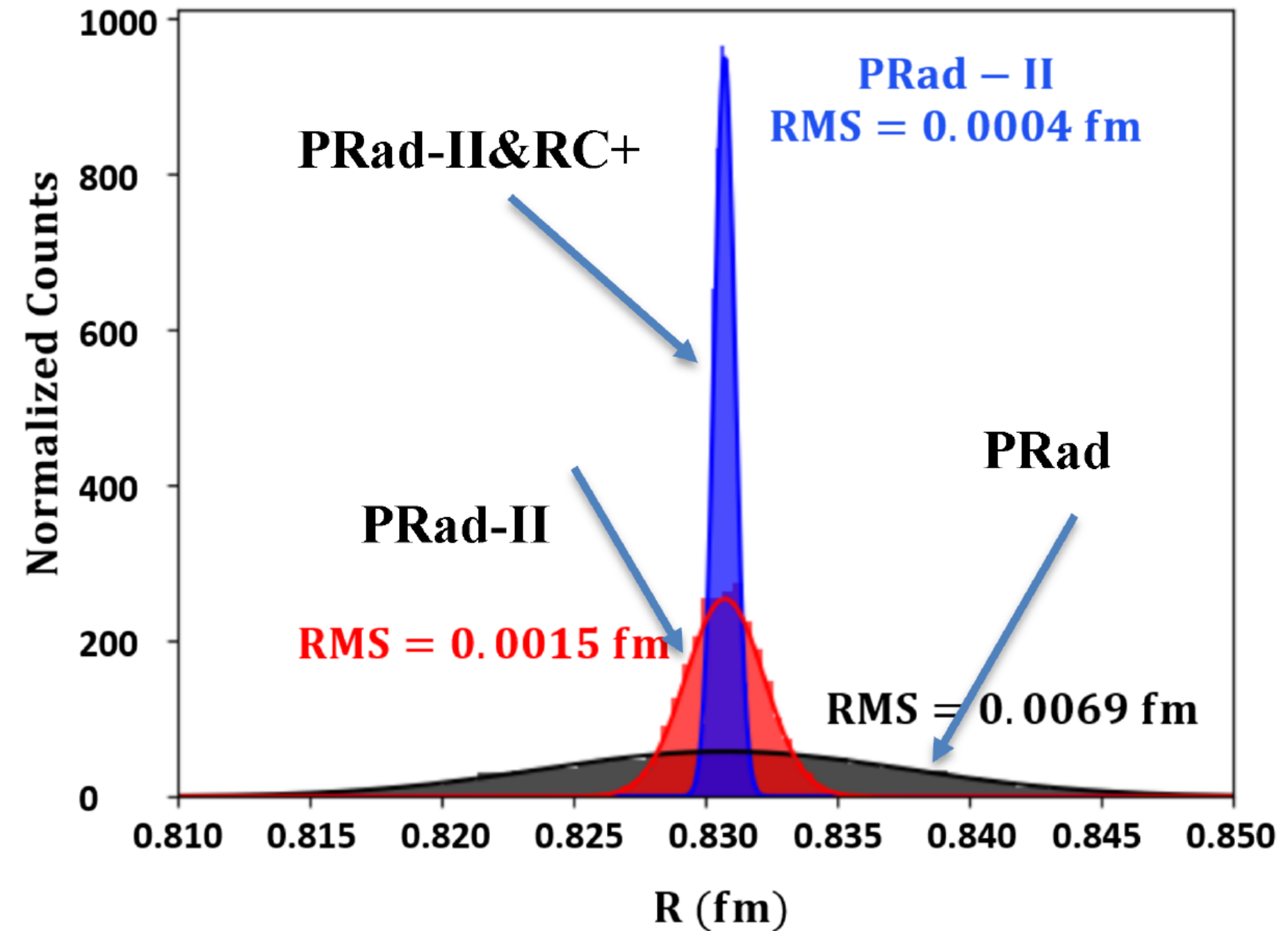
RC studies for PRad

RC studies for PRad-II

Summary

- Improvement of the RC associated syst. uncertainty on  $r_\rho$

- Black spectrum  $\rightarrow$  RC  $\delta r_\rho$  for PRad
- Red spectrum  $\rightarrow$  projected RC  $\delta r_\rho$  with two planes of coordinate tracking detectors plus current RC calculations
- Blue spectrum  $\rightarrow$  projected RC  $\delta r_\rho$  with two planes of coordinate tracking detectors plus improved RC calculations at NNLO



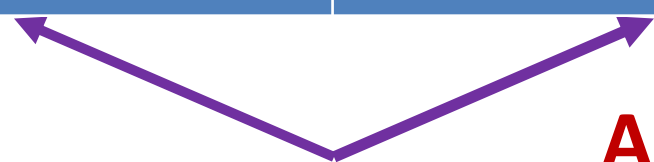
- Outline of the current project presented

- Whitepaper on Radiative Corrections: [arXiv:2012.09970 \[nucl-th\]](https://arxiv.org/abs/2012.09970)
- Synergy with ongoing RC-related studies for the JLab SoLID SIDIS and the planned studies for the proposed DRad experiment

# Improvement from PRad to PRad-II

Outline	Plan for blind analysis for PRad-II	RC studies for PRad	RC studies for PRad-II	Summary
---------	-------------------------------------	---------------------	------------------------	---------

Item	PRad $\delta r_p$ [fm]	PRad-II $\delta r_p$ [fm]	Result of
Stat. uncertainty	0.0075	0.0017	More beam time and higher DAQ rate
GEM efficiency	0.0042	0.0008	2nd tracking detector
Acceptance	0.0026	0.0002	2nd tracking detector
Beam energy related	0.0022	0.0002	2nd tracking detector
Event selection	0.0070	0.0027	2nd tracking + HyCal upgrade
HyCal response	0.0029	Negligible	HyCal upgrade
Beam background	0.0039	0.0016	Better vacuum 2nd halo blocker vertex res. (2nd tracking)
Radiative correction	0.0069	0.0004	Improved calc.
Inelastic ep	0.0009	Negligible	Upgraded HyCal
$G_M^p$ parameterization	0.0006	0.0005	---
Total syst. uncertainty	0.0115	0.0032	
Total uncertainty	0.0137	0.0036	



A factor of 3.8 improvement !

# Can we test (partially) calculations of radiative effects?

Outline

Plan for blind analysis for PRad-II

RC studies for PRad

RC studies for PRad-II

Summary

- **Validate (partially) calculations of radiative effects by PRad-II data**
- **PRad-II will be significantly improved compared with PRad**
  - Two planes of tracking detectors and upgraded HyCal detector
  - Excellent PID between electrons and photons
  - Simultaneously detection of scattered electrons and “hard” radiative photons
  - Better resolution for low energy photons with all crystal HyCal
  - Higher statistics to check photon distributions vs. their opening angles and energies
- **Limitations in PRad**
  - GEM efficiency limited knowledge
  - HyCal lead-glass low resolution
  - Inability to determine cross sections with “hard” photon emissions with precision due to poor statistics

# Can we test (partially) calculations of radiative effects?

Outline

Plan for blind analysis for PRad-II

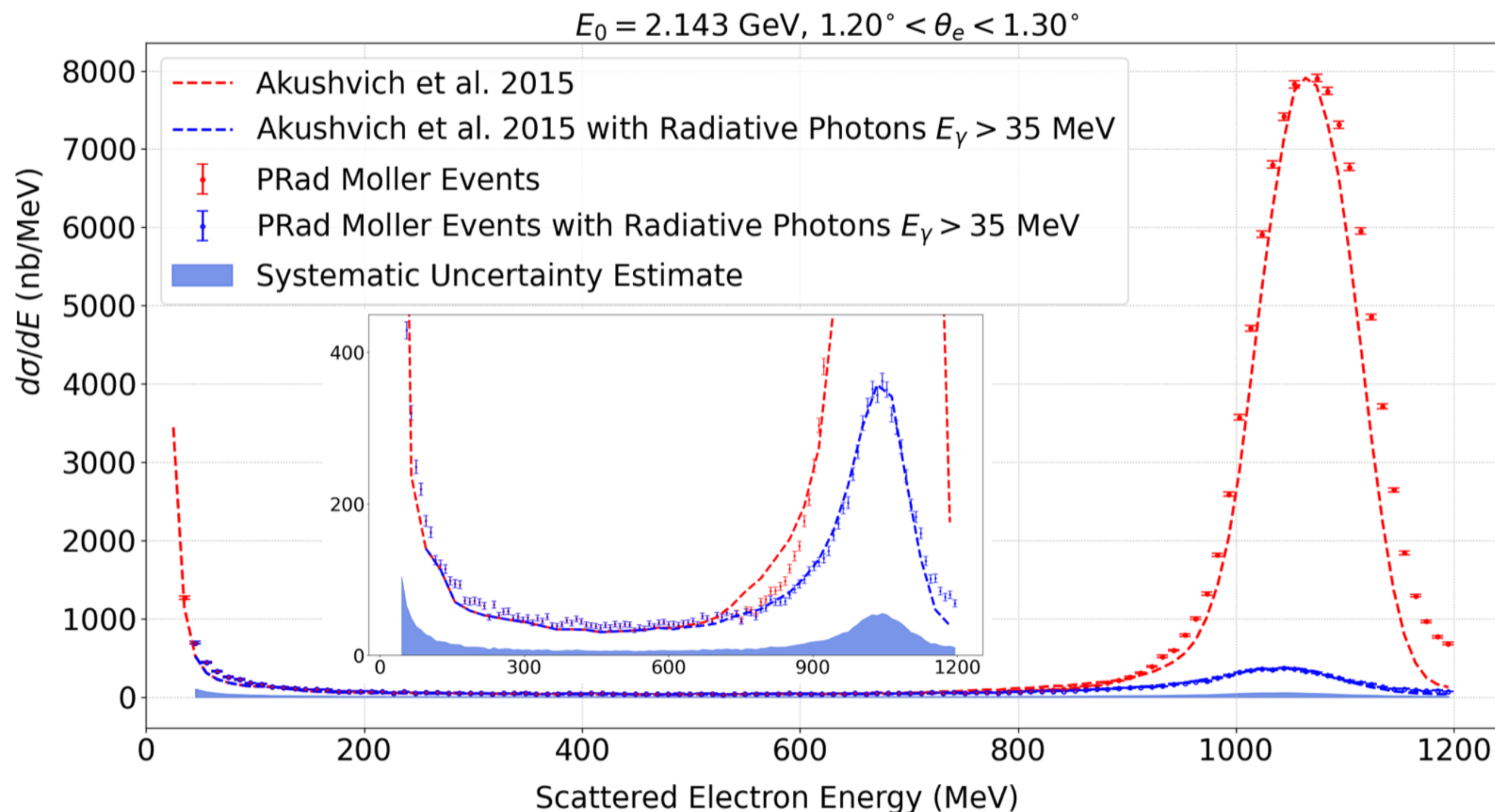
RC studies for PRad

RC studies for PRad-II

Summary

- Study with the PRad Møller data

- Symmetric single-arm Møller events from the PRad 2.2 GeV data
- Select “hard” radiative photon with  $E_\gamma > 35$  MeV (limited by HyCal resolution)
- “Hard” radiative process dominating the cross sections at low scattering energy





# Summary

Outline

Plan for blind analysis for PRad-II

RC studies for PRad

RC studies for PRad-II

Summary

- For PRad-II, we plan for blind analyses to reduce possible bias coming from normalization and  $Q^2$ -dependence of the form factors
- In PRad, the RCs found as the second largest syst. uncertainty source for  $r_p$ 
  - Estimated also by an independent study with another method
- Achieve a substantially better precision in PRad-II compared to PRad
  - Employ two planes of coordinate detectors to improve the detector efficiency
  - Apply the integrated Møller method to all angular bins
  - Suppress the Møller  $Q^2$ -dependent syst. uncertainties
  - Accomplish improved NNLO calculations for e-p and Møller scatterings
  - Experimental (partial) validation of calculations of radiative effects