

# Letter-of-Intent to PAC46

## Physics with Positron Beams at Jefferson Lab 12 GeV

John Arrington<sup>1</sup>, Harut Avakian<sup>4</sup>, Marco Battaglieri<sup>2</sup>,  
Jan Bernauer<sup>3</sup>, Angela Biselli<sup>10</sup>, M Bondí, Volker Burkert<sup>4</sup>,  
Lucien Causse<sup>5</sup>, Andrea Celentano<sup>2</sup>, Pierre Chatagnon<sup>5</sup>,  
Maxime Defurne<sup>6</sup>, Raphaël Dupré<sup>5</sup>, Mathieu Ehrhart<sup>5</sup>,  
Latifa Elouadrhiri<sup>4</sup>, Frédéric Georges<sup>4</sup>, François-Xavier Girod<sup>4</sup>,  
Joseph Grames<sup>4</sup>, Michel Guidal<sup>5</sup>, Ho-San Ko<sup>5</sup>,  
Dominique Marchand<sup>5</sup>, Luca Marsicano<sup>2,7</sup>,  
Carlos Muñoz Camacho<sup>5</sup>, M De Napoli, Silvia Niccolai<sup>5</sup>,  
Andrew Puckett<sup>11</sup>, Axel Schmidt<sup>3</sup>, Youri Sharabian<sup>4</sup>,  
Daria Sokhan<sup>8</sup>, Michael Tiefenback<sup>4</sup>, Paolo Valente<sup>9</sup>,  
Raffaella De Vita<sup>2</sup>, Eric Voutier<sup>5</sup>, Rong Wang<sup>5</sup>, Shenying Zhao<sup>5</sup>

<sup>1</sup> *Argonne National Laboratory  
Physics Division  
9700 S. Cass Avenue, Argonne, Illinois 60439, USA*

<sup>2</sup> *Istituto Nazionale di Fisica Nucleare  
Sezione di Genova  
Via Dodecaneso, 33 - 16146 Genova, Italia*

<sup>3</sup> *Laboratory for Nuclear Science  
Massachusetts Institute of Technology  
77 Massachusetts Avenue, Cambridge, Massachusetts 02139, USA*

<sup>4</sup> *Thomas Jefferson National Accelerator Facility  
12000 Jefferson Avenue, Newport News, Virginia 23606, USA*

<sup>5</sup> *Institut de Physique Nucléaire  
Université Paris-Sud & Paris-Saclay  
15 rue Georges Clémenceau, 91406 Orsay cedex, France*

<sup>6</sup> *Institut de Recherche sur les Lois Fondamentales de l'Univers  
Commissariat à l'Energie Atomique, Université Paris-Saclay  
91191 Gif-sur-Yvette, France*

<sup>7</sup> *Universita' Di Genova*

*Via Balbi, 5 - 16126 Genova, Italia*

<sup>8</sup> *University of Glasgow  
University Avenue, Glasgow G12 8QQ, United Kingdom*

<sup>9</sup> *Istituto Nazionale di Fisica Nucleare  
Sezione di Roma  
Piazzale Aldo Moro, 2 - 00185 Roma, Italia*

<sup>10</sup> *Fairfield University  
1073 N Benson Road, Fairfield, Connecticut 06824, USA*

<sup>11</sup> *University of Connecticut  
Department of Physics  
2152 Hillside Road, Storrs, Connecticut U-3046, USA*

Letter-of-Intent as of 28 May 2018

Contact persons: *games@jlab.org, voutier@ipno.in2p3.fr*

---

**Abstract**

---

## Table of contents

1	Introduction	6
2	Physics motivations	7
2.1	Elastic lepton scattering	7
2.2	Deep inelastic lepton scattering	9
2.3	Test of the Standard Model	11
3	Polarized positron beam at CEBAF	11
4	TPE @ CLAS12	12
4.1	Introduction	13
4.2	Previous Work	15
4.3	Experimental method	16
4.4	Experimental set-up	17
4.5	Systematics of the comparison between electron and positron measurements	18
4.6	Measurement projections and expected physics results/impact	19
4.7	Direct $e^+ - p/e^- - p$ comparisons in Hall A and C	20
4.8	“Super-Rosenbluth” measurements with positrons	21
4.9	Conclusion	23
5	TPE @ SBS	24
5.1	Introduction	25
5.2	Polarization transfer	26
5.3	Proposed Measurement	27
5.4	Systematic Uncertainties	30
5.5	Summary	32
6	p-DVCS @ CLAS12	33
6.1	Introduction	34
6.2	Accessing GPDs in DVCS	34

6.3	Estimates of experimental uncertainties	37
6.4	The science case for DVCS with polarized positrons	39
6.5	Experimental setup for DVCS experiments	43
6.6	Summary	44
7	n-DVCS @ CLAS12	45
7.1	Introduction	46
7.2	Neutron GPDs and flavor separation	47
7.3	Beam charge asymmetry	48
7.4	Experimental set-up	50
7.5	Projections for the beam-charge asymmetry	51
7.6	Extraction of Compton form factors	53
7.7	Systematic uncertainties	58
7.8	Summary	58
8	pDVCS-SHMS	59
9	Dark photon search	60
9.1	Theoretical background	61
9.2	Annihilation induced $A'$ production	62
9.3	Searching for $A'$ with positrons at Jefferson Lab	63
9.4	Experimental projections	64
9.5	Summary	66
10	Conclusions	67

## 1 Introduction

Quantum Electrodynamics (QED) is one of the most powerful quantum physics theories. The highly accurate predictive power of this theory allows not only to investigate numerous physics phenomena at the macroscopic, atomic, nuclear, and partonic scales, but also to test the validity of the Standard Model. Therefore, QED promotes electrons and positrons as unique physics probes, as demonstrated worldwide over decades of scientific research at different laboratories.

Both from the projectile and the target point of views, spin appears nowadays as the finest tool for the study of the inner structure of matter. Recent examples from the experimental physics program developed at the Thomas Jefferson National Accelerator Facility (JLab) include: the measurement of polarization observables in elastic electron scattering off the nucleon [Jon00, Gay02, Puc10], that established the unexpected magnitude and behaviour of the proton electric form factor at high momentum transfer (see [Pun15] for a review); the experimental evidence, in the production of real photons from a polarized electron beam interacting with unpolarized protons, of a strong sensitivity to the orientation of the longitudinal polarization of the electron beam [Ste01], that opened the investigation of the 3-dimensional partonic structure of nucleons and nuclei via the Generalized Parton Distributions (GPDs) [Mul94] measured through the Deeply Virtual Compton Scattering (DVCS) [Ji97, Rad97]; the achievement of a unique parity violation experimental program [Arm05, Ani06, And13] accessing the smallest polarized beam asymmetries ever measured ( $\sim 10^{-7}$ ), which provided the first determination of the weak charge of the proton [And13] and allowed for stringent tests of the Standard Model at the TeV mass-scale [You06]; etc. Undoubtably, polarization became an important capability and a mandatory property of the current and next generation of accelerators.

The combination of the QED predictive power and the fineness of the spin probe led to a large but yet limited variety of impressive physics results. Adding to this tool-kit charge symmetry properties in terms of polarized positron beams will provide a more complete and accurate picture of the physics at play, independently of the size of the scale involved. In the context of the experimental study of the structure of hadronic matter carried out at JLab, the electromagnetic interaction dominates lepton-hadron reactions and there is no stringent difference between the physics information obtained from the scattering of electrons or positrons off an hadronic target. However, every time a reaction process is a conspiracy of more than one elementary mechanisms, the comparison between electron and positron scattering allows us to isolate the quantum interference between these mechanisms. This is of particular interest for studying limitations of the one-photon exchange Born approximation in elastic and inelastic scatterings [Gui03]. It is also essential for the experimental determination of the GPDs where the interference between the known Bethe-Heitler (BH) process and the unknown DVCS requires polarized and unpolarized electron and positron beams for a model independent extraction of the different contributions to the cross section [Vou14]. [Such polarized lepton beams also provide the ability to test new physics beyond the](#)

frontiers of the Standard Model. ... More text about  $C_{3q}$  (?) and dark matter search.

The production of high-quality polarized positron beams to suit these many applications remains however a highly difficult task that, until recently, was feasible only at large scale accelerator facilities. Relying on the most recent advances in high polarization and high intensity electron sources [Add10], the PEPPo (Polarized Electrons for Polarized Positrons) technique [Abb16], demonstrated at the injector of the Continuous Electron Beam Accelerator Facility (CEBAF), provides a novel and widely accessible approach based on the production, within a tungsten target, of polarized  $e^+e^-$  pairs from the circularly polarized bremsstrahlung radiation of a low energy highly polarized electron beam. As opposed to other schemes operating at GeV lepton beam energies [Sok64, Omo06, Ale08], the operation of the PEPPo technique requires only energies above the pair-production threshold and is therefore ideally suited for a polarized positron beam at CEBAF.

This document...

## 2 Physics motivations

### 2.1 Elastic lepton scattering

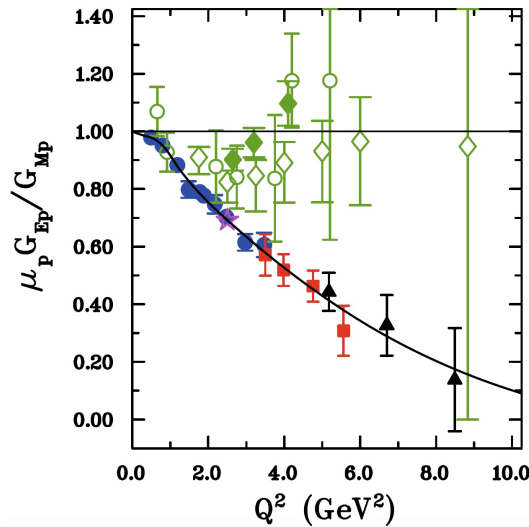


Figure 1. Rosenbluth (green symbols) and polarization transfer (blue, red, and black symbols) experimental data for the ratio between the electric and magnetic form factor of the proton, together with an empirical fit of polarization data [Pun15].

The measurement of the electric form factor of the nucleon ( $G_E$ ) at high momentum transfer, in the perspective of the experimental assessment of perturbative Quantum Chromo-Dynamics (QCD) scaling laws [Bro81], motivated an intense experimental effort supported by the advent of high energy continuous polarized electron beams. Indeed, the polarization observables tech-

nique [Akh74, Arn81] is expected to be more sensitive to  $G_E$  than the cross section method relying on a Rosenbluth separation [Ros50]. However, the strong disagreement between the results of these two experimental methods (Fig. 1) came as a real surprise. Following the very first measurements of polarization transfer observables in the  $^1\text{H}(\vec{e}, e\vec{p})$  reaction [Jon00], the validity of the Born approximation for the description of the elastic scattering of electrons off protons was questioned. The eventual importance of higher orders in the  $\alpha$ -development of the electromagnetic interaction was suggested [Gui03] as a hypothesis to reconcile cross section and polarization transfer experimental data. This prevents a model-independent experimental determination of the nucleon electromagnetic form factors via only electron scattering.

Considering the possible existence of second-order contributions to the electromagnetic current, the so-called  $2\gamma$ -exchange, the  $eN$ -interaction is no longer characterized by 2 real form factors but by 3 generalized complex form factors

$$\tilde{G}_M = e G_M + \delta\tilde{G}_M, \quad \tilde{G}_E = e G_E + \delta\tilde{G}_E, \quad \tilde{F}_3 = \delta\tilde{F}_3, \quad (1)$$

where  $e$  represents the lepton beam charge. These expressions involve up to 8 unknown real quantities that should be recovered from experiments [Rek04]. Considering unpolarized leptons, the non point-like structure of the nucleon can be expressed by the reduced cross section

$$\begin{aligned} \sigma_R^e = & \tau G_M^2 + \epsilon G_E^2 + 2e \tau G_M \Re [\delta\tilde{G}_M] \\ & + 2e \epsilon G_E \Re [\delta\tilde{G}_E] + e \sqrt{\tau(1-\epsilon^2)(1+\tau)} G_M \Re [\delta\tilde{F}_3] \end{aligned} \quad (2)$$

where the charge-dependent terms denote the additional contributions from the  $2\gamma$ -exchange mechanisms. The variable  $\epsilon$  characterizing, in the  $1\gamma$ -exchange approximation, the virtual photon polarization can be written as

$$\epsilon = \left[ 1 - 2 \frac{\vec{q} \cdot \vec{q}}{Q^2} \tan^2 \left( \frac{\theta_e}{2} \right) \right]^{-1} \quad (3)$$

where  $\theta_e$  is the electron scattering angle, and  $q \equiv (\vec{q}, \omega)$  is the virtual photon with four-momentum transfer  $Q^2 = -q \cdot q$ , and  $\tau = Q^2/4M^2$  with  $M$  representing the nucleon mass. In absence of lepton beams of opposite charge, the Rosenbluth method, consisting in the measurement of the reduced cross section at different  $\epsilon$ -values while keeping  $Q^2$  constant, allows the determination of a combination of  $1\gamma$  and  $2\gamma$  electromagnetic form factors. Consequently, it requires a model-dependent input to further separate the electric and magnetic form factors.

The transfer of longitudinal polarization by a lepton beam via scattering elastically off a nucleon, provides 2 additional linear combinations of the same physics quantities in the form of the transverse ( $P_t^e$ ) and longitudinal ( $P_l^e$ ) polarization components of the nucleon



$$\sigma_R^e P_l^e = -\lambda \sqrt{2\epsilon\tau(1-\epsilon)} \left( G_E G_M + e G_E \Re [\delta\tilde{G}_M] \right. \\ \left. + e G_M \Re [\delta\tilde{G}_E] + e \sqrt{\frac{1+\epsilon}{1-\epsilon}} G_E \Re [\delta\tilde{F}_3] \right) \quad (4)$$

$$\sigma_R^e P_l^e = \lambda \tau \sqrt{1-\epsilon^2} \left( G_M^2 + e \left[ 2 + \sqrt{\frac{1+\tau}{\tau(1-\epsilon)}} \right] G_M \Re [\delta\tilde{F}_3] \right), \quad (5)$$

where  $\lambda$  is the lepton-beam polarization. The combination of polarized and unpolarized beam observables for elastic electron scattering involves up to 6 unknown real quantities, requiring at least 6 independent experimental observables. Therefore, taking into account  $2\gamma$ -exchange mechanisms electron beams alone can no longer provide a pure experimental determination of the electromagnetic form factors of the nucleon. However, comparing polarized electron and positron beams, one can separate the charge-dependent and independent contributions of experimental observables, and thus separate the  $1\gamma$  and  $2\gamma$  form factors. For instance,

$$\frac{\sigma_R^+ + \sigma_R^-}{2} = \tau G_M^2 + \epsilon G_E^2 \quad (6)$$

$$\frac{\sigma_R^+ - \sigma_R^-}{2} = 2\tau G_M \Re [\delta\tilde{G}_M] \quad (7) \\ + 2\epsilon G_E \Re [\delta\tilde{G}_E] + \sqrt{\tau(1-\epsilon^2)(1+\tau)} G_M \Re [\delta\tilde{F}_3]$$

and similarly for polarized observables. Consequently, the measurement of polarized and unpolarized elastic scattering of both electrons and positrons provides the necessary data for a model-independent determination of the nucleon electromagnetic form factors.

## 2.2 Deep inelastic lepton scattering

The understanding of the partonic structure and dynamics of hadronic matter is one of the major goals of modern Nuclear Physics. The availability of high intensity continuous polarized electron beams with high energy together with performant detector systems at different facilities is providing today an unprecedented but still limited insight into this problem. Similarly to the elastic scattering case, the combination of measurements with polarized electrons and polarized positrons in the deep inelastic regime will allow to obtain unique experimental observables enabling a more accurate and refined interpretation.

The GPD framework [Mul94] constitutes the most appealing and advanced parameterization of hadron structure. It encodes the internal structure of matter in terms of quarks and gluons and unifies within the same framework electromagnetic form factors, parton distributions, and the description of the nucleon spin (see [Die03, Bel05] for a review). GPDs can be interpreted as the probability to find a parton at a given transverse position and carrying a certain

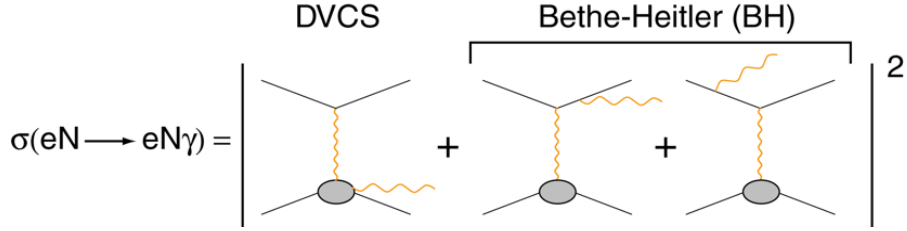


Figure 2. Lowest order QED amplitude of the electroproduction of real photons off nucleons.

fraction of the longitudinal momentum of the nucleon. The combination of longitudinal and transverse degrees of freedom is responsible for the richness of this universal framework.

GPDs are involved in any deep process and are preferentially accessed in hard lepto-production of real photons (i.e. DVCS). This process competes with the known BH reaction [Bet34] where real photons are emitted from the initial or final leptons instead than from the probed hadronic state (Fig. 2). The lepton beam charge and polarization dependence of the  $eN(A)\gamma$  cross section off nucleons(nuclei) writes [Die09]

$$\sigma_{\lambda_0}^e = \sigma_{BH} + \sigma_{DVCS} + \lambda \tilde{\sigma}_{DVCS} + e \sigma_{INT} + e\lambda \tilde{\sigma}_{INT} \quad (8)$$

where the index  $INT$  denotes the interference contribution to the cross section originating from the quantum interference of the BH and DVCS processes. Polarized electron scattering provides the experimental observables

$$\sigma_{00}^- = \frac{\sigma_{+0}^- + \sigma_{-0}^-}{2} = \sigma_{BH} + \sigma_{DVCS} - \sigma_{INT}, \quad (9)$$

$${}^1\Delta_{\lambda_0}^- = \frac{\sigma_{+0}^- - \sigma_{-0}^-}{2} = \lambda [\tilde{\sigma}_{DVCS} - \tilde{\sigma}_{INT}] \quad (10)$$

involving unseparated combinations of the unknown  $INT$  and  $DVCS$  reaction amplitudes. The comparison between polarized electron and polarized positron reactions provides the additional observables

$$\Delta\sigma_{00} = \frac{\sigma_{00}^+ - \sigma_{00}^-}{2} = \sigma_{INT} \quad (11)$$

$${}^2\Delta_{\lambda_0} = \frac{{}^1\Delta_{\lambda_0}^+ - {}^1\Delta_{\lambda_0}^-}{2} = \lambda \tilde{\sigma}_{INT} \quad (12)$$

which isolate the interference amplitude. Consequently, measuring real photon lepto-production off nucleons with opposite charge polarized leptons allows to separate the four unknown contributions to the  $eN\gamma$  cross section.

For a spin  $s$  hadron, one can define  $(2s + 1)^2$  parton-helicity conserving and chiral-even elementary GPDs that can be accessed through DVCS. They appear in the reaction amplitudes in the form of unseparated linear and bilinear expressions. Their separation requires additional observables that can be obtained considering polarized targets ( $S$ ) [Bel02]. The full lepton beam

charge and polarizations dependence of the  $eN\gamma$  cross section can be written as [Die09]

$$\sigma_{\lambda S}^e = \sigma_{\lambda 0}^e + S [\lambda \Delta\sigma_{BH} + \lambda \Delta\sigma_{DVCS} + \Delta\tilde{\sigma}_{DVCS} + e\lambda \Delta\sigma_{INT} + e \Delta\tilde{\sigma}_{INT}] , \quad (13)$$

where  $\Delta\sigma_{BH}$  is the known sensitivity of the BH process to the target polarization and the remaining terms feature four combinations of the nucleon GPDs to be isolated. Polarized electron scattering provides the combinations

$${}^1\Delta\sigma_{0S}^- = \frac{\sigma_{0+}^- - \sigma_{0-}^-}{2} = S [\Delta\tilde{\sigma}_{DVCS} - \Delta\tilde{\sigma}_{INT}] \quad (14)$$

$${}^2\Delta_{\lambda S}^- = \frac{{}^1\Delta_{\lambda+}^- - {}^1\Delta_{\lambda-}^-}{2} = S \lambda [\Delta\sigma_{BH} + \Delta\sigma_{DVCS} - \Delta\sigma_{INT}] \quad (15)$$

and the comparison between polarized electrons and positrons yields

$${}^2\Delta\sigma_{0S} = \frac{{}^1\Delta\sigma_{0S}^+ - {}^1\Delta\sigma_{0S}^-}{2} = S \Delta\tilde{\sigma}_{INT} \quad (16)$$

$${}^3\Delta_{\lambda S} = \frac{{}^2\Delta_{\lambda S}^+ - {}^2\Delta_{\lambda S}^-}{2} = S \lambda \Delta\sigma_{INT} , \quad (17)$$

which once again isolates the interference contribution and allows to separate the four reaction amplitudes of interest.

Therefore, polarized positron beams appear as a necessary complement to polarized electron beams to achieve a model-independent determination of nucleon GPDs.

### 2.3 Test of the Standard Model

## 3 Polarized positron beam at CEBAF

# Studying two-photon exchange contributions in elastic $e^+$ -p and $e^-$ -p scattering at Jefferson Lab

## Abstract

The proton elastic form factor ratio can be measured either via Rosenbluth separation in an unpolarized beam and target experiment, or via the use of polarization degrees of freedom. However, data produced by these two approaches show a discrepancy, increasing with  $Q^2$ . The proposed explanation of this discrepancy – two-photon exchange – has been tested recently by three experiments. The results support the existence of a small two-photon exchange effect but cannot establish that theoretical treatment at the measured momentum transfers are valid. At larger momentum transfers, theory remains untested, and without further data, it is impossible to resolve the discrepancy. A positron beam at Jefferson Lab allows us to directly measure two-photon exchange over an extended  $Q^2$  and  $\varepsilon$  range with high precision. With this, we can validate whether the effect reconciles the form factor ratio measurements, and test several theoretical approaches, valid in different parts of the tested  $Q^2$  range.

*Spokespersons: J. Bernauer (bernauer@mit.edu), A. Schmidt (schmidta@mit.edu), J. Arrington, V. Burkert*

## 4.1 Introduction

Over more than half a century, proton elastic form factors have been studied in electron-proton scattering with unpolarized beams. These experiments have yielded data over a large range of four-momentum transfer squared,  $Q^2$ . The form factors were extracted from the cross sections via the so-called Rosenbluth separation. Among other things, they found that the form factor ratio  $\mu G_E/G_M$  is in agreement with scaling, i.e., that the ratio is constant. Somewhat more recently, the ratio of the form factors was measured using polarized beams, with different systematics and increased precision especially at large  $Q^2$ . However, the results indicate a roughly linear fall-off of the ratio. The result of the different experimental methods, as well as some recent fits, are compiled in Fig. 3. The two data sets are clearly inconsistent with each other, indicating that one method (or both) are failing to extract the proton's true form factors. The resolution of this "form factor ratio puzzle" is crucial to advance our knowledge of the proton form factors, and with that, of the distribution of charge and magnetization inside the proton.

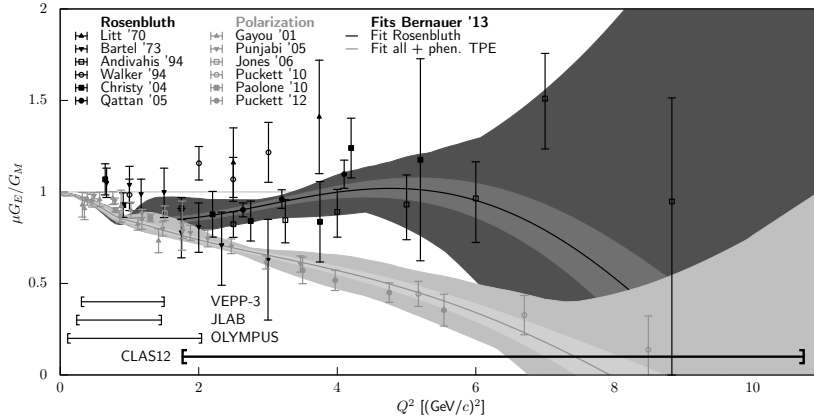


Figure 3. The proton form factor ratio  $\mu G_E/G_M$ , as determined via Rosenbluth-type (black points, from [Lit70, Bar73, And94, Wal94, Chr04, Qat05]) and polarization-type (gray points, from [Gay01, Pun05, Jon06, Puc10, Pao10, Puc12]) experiments. While the former indicate a ratio close to 1, the latter show a distinct linear fall-off. Curves are from a phenomenological fit [Ber14], to either the Rosenbluth-type world data set alone (dark curves) or to all data, then including a phenomenological two-photon-exchange model. We also indicate the coverage of earlier experiments as well as of the experiment described below.

The differences observed by the two methods have been attributed to two-photon exchange (TPE) effects [Gui03, Car07, Arr11, Afa17], which are much more important in the Rosenbluth method than in the polarization transfer method, where in the ratio they partially cancel out. Two-photon exchange corresponds to a group of diagrams in the second order Born approximation of lepton scattering, namely those where two photon lines connect the lepton and proton. The so-called "soft" case, when one of the photons has negligible momentum, is included in the standard radiative corrections, like Ref. [Mo69, Max00], to cancel infrared divergences from other diagrams. The "hard" part, where both photons can carry considerable momentum, is not. It is important to note here that the division between soft and hard part is arbitrary, and

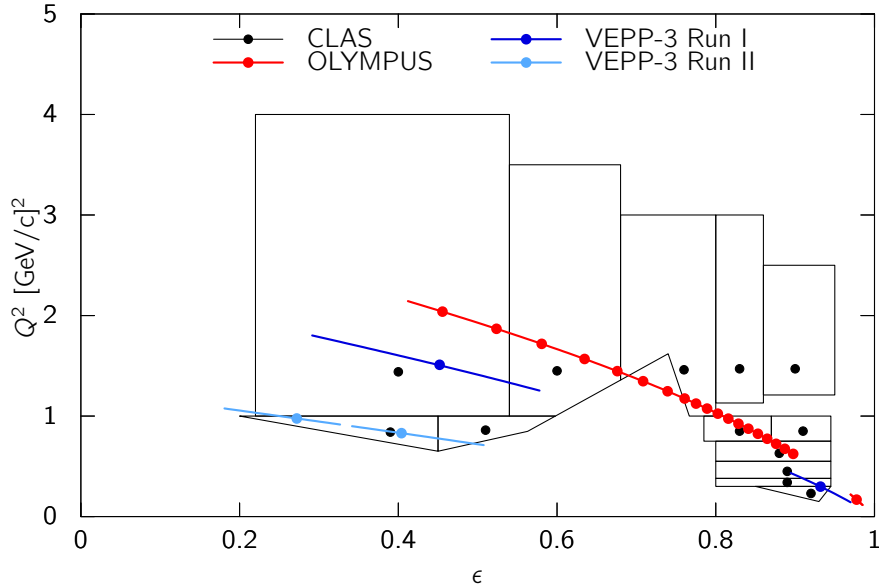


Figure 4. Kinematics covered by the three recent experiments to measure the two-photon exchange contribution to the elastic  $ep$  cross section.

different calculations use different prescriptions.

It is obviously important to study this proposed solution to the discrepancy with experiments that have sensitivity to two-photon contributions. The most straightforward process to evaluate two-photon contribution is the measurement of the ratio of elastic  $e^+p/e^-p$  scattering, which in leading order is given by the expression:  $R_{2\gamma} = 1 - 2\delta_{\gamma\gamma}$ . Several experiments have recently been carried out to measure the 2-photon exchange contribution in elastic scattering: the VEPP-3 experiment at Novosibirsk [Rac15], the CLAS experiment at Jefferson Lab [Rim17, Adi15, Mot13], and the OLYMPUS experiment at DESY [Hen17]. The kinematic reach of these experiments was limited, however, as shown in Fig. 4.

The combined evaluation of all three experiments led the reviewers of Ref. [Afa17] to the conclusion that although the results show that the  $\delta_{\gamma\gamma} = 0$  hypothesis is excluded with 99.5% confidence, "The results of these experiments are by no means definitive", and that "There is a clear need for similar experiments at larger  $Q^2$  and at  $\epsilon < 0.5$ ".

In this letter, we propose a new definitive measurement of the TPE effect that would be possible with a positron source at CEBAF. By alternately scattering positron and electron beams from a liquid hydrogen target and detecting the scattered lepton and recoiling proton in coincidence with the large acceptance CLAS-12 spectrometer, the magnitude of the TPE contribution between  $Q^2$  values of 2 and 10  $\text{GeV}^2$  could be significantly constrained. With such a measurement, the question of whether or not TPE is at the heart of the "proton form factor puzzle" could be answered.

Another option is use of the Super-Rosenbluth technique, a Rosenbluth separation using only proton detection. This approach is less sensitive to the

difference between electron and positron beam runs, allowing for a precise study of TPE effects with a positron-only measurement (combined with existing electron data). The  $Q^2$  range is lower, from 0.4 GeV<sup>2</sup> to 4-5 GeV<sup>2</sup>, and the measurement extracts the TPE contribution to the  $\varepsilon$  dependence of the cross section, rather than the cross section at a fixed value of  $Q^2$  and  $\varepsilon$ . However, it does not require frequent changes between electron and positron beams, and is less sensitive to beam quality issues.

#### 4.2 Previous Work

One significant challenge is that hard TPE cannot be calculated in a model-independent way. There are several model-dependent approaches. A full description of the available theoretical calculations are outside of the scope of this letter. Suffice it to say that they can be roughly divided into two groups: hadronic calculations, e.g. [Blu17], which should be valid for  $Q^2$  from 0 up to a couple of GeV<sup>2</sup>, and GPDs based calculations, e.g. [Afa05], which should be valid from a couple of GeV<sup>2</sup> and up.

Three contemporary experiments have tried to measure the size of TPE, based at VEPP-3 [Rac15], Jefferson Lab (CLAS, [Mot13, Adi15, Rim17]) and DESY (OLYMPUS, [Hen17]). These experiments measured the ratio of positron-proton to electron-proton elastic cross sections. The next order correction to the first order Born calculation of the elastic lepton-proton cross section contains terms corresponding to the product of the diagrams of one-photon and two-photon exchange. These terms change sign with the lepton charge sign. It is therefore possible to determine the size of TPE by measuring the ratio of positron to electron scattering:  $R_{2\gamma} = \frac{\sigma_{e^+}}{\sigma_{e^-}} \approx 1 + 2\delta_{TPE}$ .

The kinematic reach of the three experiments is shown in Fig. 4. The kinematic coverage in these experiments is limited to  $Q^2 < 2$  GeV<sup>2</sup>, and  $\varepsilon > 0.5$ , where the two-photon effects are expected to be small, and systematics of the measurements must be extremely well controlled.

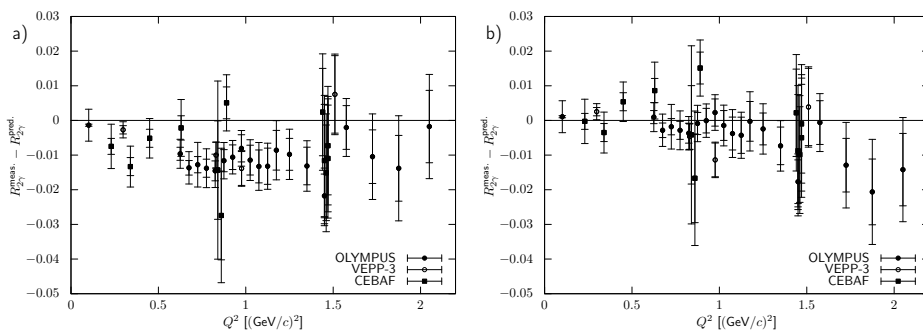


Figure 5. Difference of the data of the three recent TPE experiments [Rac15, Rim17, Hen17] to the calculation in [Blu17] (a) and the phenomenological prediction from [Ber14] (b).

Figure 5 depicts the difference of the data of the three experiments to the calculation by Blunden et al. [Blu17] and the phenomenological prediction

by Bernauer et al. [Ber14]. It can be seen that the three data sets are in good agreement with each other, and appear about 1% low compared to the calculation. The prediction appears closer for most of the  $Q^2$  range, however over-predicts the effect size at large  $Q^2$ . This is worrisome, as this coincides with the opening of the divergence in the fits depicted in Fig. 3 and might point to an additional effect beyond TPE that drives the difference.

The combination of the experiments prefer the phenomenological prediction with a reduced  $\chi^2$  of 0.68, the theoretical calculation achieves a red.  $\chi^2$  of 1.09, but is ruled out by the normalization information of both the CLAS experiment and OLYMPUS to a 99.6% confidence level. No hard TPE is ruled out with a significantly worse red.  $\chi^2$  of 1.53.

The current status can be summarized as such:

- TPE exists, but is small in the covered region.
- Hadronic theoretical calculations, supposed to be valid in this kinematical regime, might not be good enough yet.
- Calculations based on GPDs, valid at higher  $Q^2$ , are so far not tested at all by experiment.
- A comparison with the phenomenological extraction allows for the possibility that the discrepancy might not stem from TPE alone.

We refer to [Afa17] for a more in-depth review. The uncertainty in the resolution of the ratio puzzle jeopardizes the extraction of reliable form factor information, especially at high  $Q^2$ , as covered by the Jefferson Lab 12 GeV program. Clearly, new data are needed.

### 4.3 Experimental method

Both theories and phenomenological extractions predict a roughly proportional relationship of the TPE effect with  $1 - \varepsilon$  and a sub-linear increase with  $Q^2$ . However, interaction rates drop sharply with smaller  $\varepsilon$  and higher  $Q^2$ , corresponding to higher beam energies and larger electron scattering angles. This puts the interesting kinematic region out of reach for storage-ring experiments, and handicaps external beam experiments with classic spectrometers with comparatively small acceptance.

With the large acceptance of CLAS12, combined with an almost ideal coverage of the kinematics, measurements of TPE across a wide kinematic range are possible, complementing the precision form factor program of Jefferson Lab, and testing both hadronic (valid at the low  $Q^2$  end) as well as GPD-based (valid at the high  $Q^2$ -end) theoretical approaches.

Figure 6 shows the angle coverage for both the electron (left) and for the proton (right). There is a one-to-one correlation between the electron scattering angle and the proton recoil angle. For the kinematics of interest, say  $\varepsilon < 0.6$  and  $Q^2 > 2 \text{ GeV}^2$  for the chosen beam energies from 2.2 to 6.6 GeV, nearly all of the electron scattering angles falls into a polar angle range from  $40^\circ$  to  $125^\circ$ , and



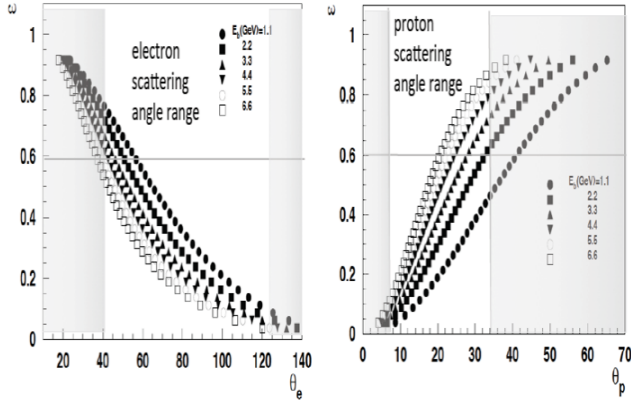


Figure 6. Polar angle and  $\varepsilon$  coverage for electron detection (left) and for proton detection (right).

corresponding to the proton polar angle range from  $8^\circ$  to  $35^\circ$ . These kinematics are most suitable for accessing the two-photon exchange contributions.

The setup will also be able to measure the reversed kinematics with the electrons at forward angle and the protons at large polar angles. This is in fact the standard CLAS12 configuration of DVCS and most other experiments. While the two-photon exchange is expected to be small in this range, the sign change in TPE seen in the experiments, but not predicted by current theories, can be studied.

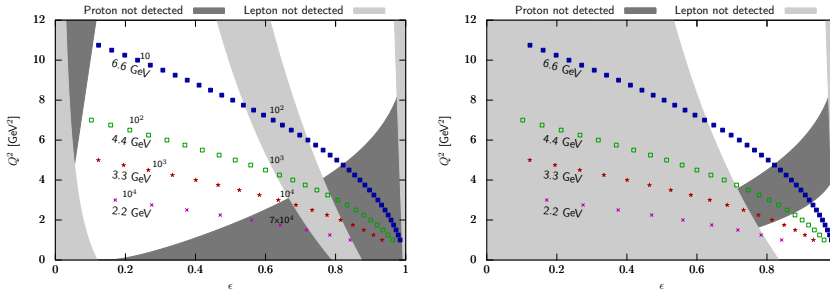


Figure 7. Expected elastic event rates per hour for energies 2.2, 3.3, 4.4, 6.6 GeV in the  $\varepsilon - Q^2$  plane. Shaded areas are excluded by the detector acceptance. Left: proposed experiment; Right: standard setup

Figure 7 shows the expected elastic scattering rates covering the ranges of highest interest, with  $\varepsilon < 0.6$  and  $Q^2 = 2 - 10 \text{ GeV}^2$ . Sufficiently high statistics can be achieved within 10 hrs for the lowest energy and within 1000 hrs for the highest energy, to cover the full range in kinematics. Note that all kinematic bins will be measured simultaneously at a given energy, and the shown rates are for the individual bins in  $Q^2 - \varepsilon$  space.

#### 4.4 Experimental set-up

In order to achieve the desired kinematics reach in  $Q^2$  and  $\varepsilon$  the CLAS12 detection system has to be used with reversed detection capabilities for electrons.

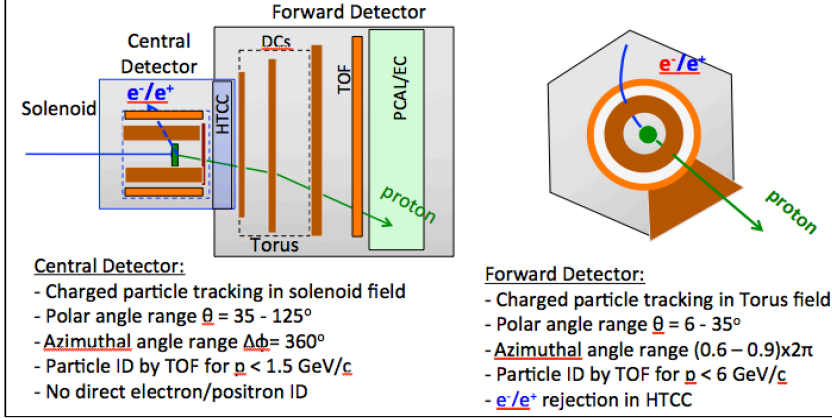


Figure 8. CLAS12 configuration for the elastic  $e^-p/e^+p$  scattering experiment (generic). The central detector will detect the electron/positrons, and the bending in the solenoid magnetic field will be identical for the same kinematics. The proton will be detected in the forward detector part. The Torus field direction will be the same in both cases. The deflection in  $\phi$  due to the solenoid fringe field will be of same in magnitude of  $\Delta\phi$  but opposite in direction. The systematic of this shift can be controlled by doing the same experiment with opposite solenoid field directions that would result in the sign change of the  $\Delta\phi$ .

The main modification will involve replacing the current Central Neutron Detector (CND) with a central electromagnetic calorimeter (CEC). The CEC will need very good resolution, which is provided by the tracking detectors, but will only be used for trigger purposes and for electron/pion separation. The strict kinematic correlation of scattered electron and recoil proton should be sufficient to select the elastic events.

For the rate estimates and the kinematical coverage we have made a number of assumptions that are not overly stringent:

- Positron beam currents (unpolarized):  $I_{e^+} \approx 60 \text{ nA}$ .
- Beam profile:  $\sigma_x, \sigma_y < 0.4 \text{ mm}$ .
- Polarization: not required, so phase space at the source maybe chosen for optimized yield and beam parameters.
- Operate experiment with 5cm liquid  $\text{H}_2$  target and luminosity of  $0.8 \times 10^{35} \text{ cm}^2\text{sec}^{-1}$
- Use the CLAS12 Central Detector for lepton ( $e^+/e^-$ ) detection at  $\Theta_l = 40 - 125^\circ$ .
- Use CLAS12 Forward Detector for proton detection at  $\Theta_p = 7^\circ - 35^\circ$

The CLAS12 configuration suitable for this experiment is shown in Fig. 8.

#### 4.5 Systematics of the comparison between electron and positron measurements

The main benefit to measure both lepton species in the same setup closely together in time is the cancellation of many systematics which would affect

the result if data of a new positron scattering measurement is compared to existing electron scattering data. For example, one can put tighter limits on the change of detector efficiency and acceptance changes between the two measurements if they are close together in time, or optimally, interleaved.

For the ratio, only relative effects between the species types are relevant; the absolute luminosity, detector efficiency, etc. cancel. Of special concern here is the luminosity. While an absolute luminosity is not needed, a precise determination of the species-relative luminosity is crucial. Precise relative measurement methods, for example based on Møller scattering, exist, but only work when the species is not changed. Switching to Bhabha scattering for the positron case and comparing with Møller scattering is essentially as challenging as an absolute measurement. More suitable is a measurement of the lepton-proton cross section itself at extreme forward angles, i.e.,  $\varepsilon \approx 1$ , where TPE should be negligible small and the cross section is the same for both species.

To make use of these cancellations, it is paramount that the species switch-over can happen in a reasonable short time frame ( $< 1$  day) to keep the accelerator and detector setup stable. For the higher beam energies, where the measurement time is longer, it would be ideal if the species could be switched several times during the data taking period.

To keep the beam properties as similar as possible, the electron beam should not be generated by the usual high quality source, but employ the same process as the positrons.

#### 4.6 Measurement projections and expected physics results/impact

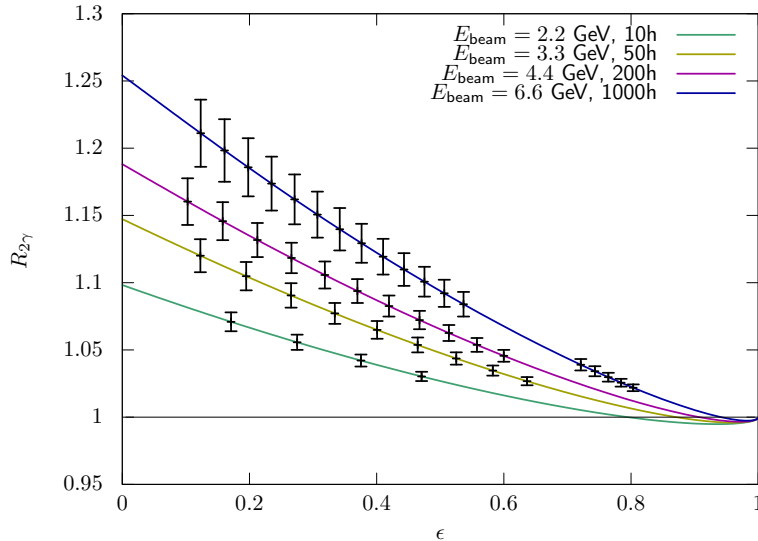


Figure 9. Predicted effect size and estimated errors for the proposed measurement program at CLAS12. We assume bins of constant  $\Delta Q^2 = 0.25 \text{ GeV}^2$ .

We propose to take data at beam energies of 2.2, 3.3, 4.4 and 6.6 GeV, for

10h, 50h, 200h and 1000h respectively, split 1:1 in electron and positron running. The expected statistical errors, together with the expected effect size (phenomenological extraction from [Ber14]) are shown in Fig. 9.

The quality of the measured data will quantify hard two-photon-exchange over the whole region of precisely measured and to-be-measured cross section data, enabling a model-free extraction of the form factors from those. It will test if TPE can reconcile the form factor ratio data where the discrepancy is most significantly seen, and test for the first time GPD-based calculations.

#### 4.7 Direct $e^+ - p/e^- - p$ comparisons in Hall A and C

We also examined the possibilities for elastic measurements using the spectrometers in Halls A and C. The main kinematic considerations are the limited momentum reach of the spectrometers in Hall A and the limited angular range for the SHMS in Hall C. The SHMS in Hall C is limited to forward angles, but could be used to detect the protons instead of the leptons, providing measurements at low  $\varepsilon$  with the benefit of different systematical uncertainties. BigBite in Hall A is limited in the maximum momentum. However, the large acceptance allows measurements at very low values of  $\varepsilon$  with excellent precision.

With a beam current of  $1 \mu\text{A}$  for unpolarized positrons on a 10 cm liquid hydrogen target, one could measure at a comparatively high luminosity of  $\mathcal{L} = 2.6 \text{ pb}^{-1} \text{ s}^{-1}$ . A sketch of a possible measurement program for Hall A and Hall C is listed in Tab. 1 and Tab. 2, respectively. While these measurements could provide precise measurements over a range of  $\varepsilon$  values in a short run period, they cover a limited range of beam energies. Because they suffer from the same beam-related systematics, they would benefit from rapid change-over between positrons and electrons, as well as an independent small-angle luminosity monitor to provide checks on the luminosity of the electron and positron beams.

$E_{\text{beam}}$ (GeV)	3.10			3.55			4.01		
Spectrometer angles ( $^\circ$ )	30	70	110	52.7	70	110	42.55	70	110
$Q^2$ [(GeV/c) $^2$ ]	1.79	3.99	4.75	3.99	4.75	5.56	3.99	5.55	6.4
$\varepsilon$	0.82	0.32	0.1	0.49	0.30	0.09	0.60	0.28	0.08
Time [days/species]	1			2			3		

Table 1. Proposed measurement program for Hall A. Angle values correspond, in order, to the central angles of the two main spectrometers and the central angle of BigBite.

Figure 10 show the estimated errors and predicted effect size for Hall A (a) and Hall C (b). A high-impact measurement is possible with a comparatively small amount of beam time. Even in the case the final positron beam current is lower than assumed here, the experiment remains feasible.

$E_{\text{beam}}$ (GeV)	3.1		3.55		4.01	
Spectrometer angles ( $^\circ$ )	79.7	7.64 (120)	70	9.95 (100)	18	16.57 (65)
$Q^2$ [(GeV/c) $^2$ ]	4.25	4.84	4.76	5.43	1.3	5.35
$\varepsilon$	0.244	0.06	0.302	0.122	0.935	0.33
Time [days/species]	3		2		1	

Table 2. Proposed measurement program for Hall C. Central angles correspond to the HMS (leptons) and the SHMS (protons) spectrometers positions, with the equivalent lepton angle in parenthesis.

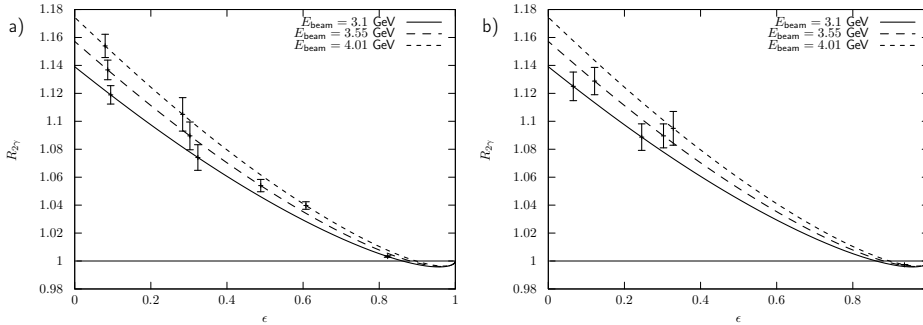


Figure 10. Predicted effect size and estimated errors for the proposed measurement program in Hall A (a) and Hall C (b).

#### 4.8 “Super-Rosenbluth” measurements with positrons

Both the modified CLAS12 and Hall A/C projected results shown above are direct extractions of  $R_{2\gamma}$ . The CLAS12 coincident detection make clean identification of elastic events at large  $Q^2$  values possible even with modest kinematic resolution, and the Hall A/C measurements rely on the good resolution of the spectrometers to allow clean identification of elastic scattering from inclusive measurements. The drawback is that a direct comparison of electron and positron scattering is sensitive to differences between the electron and positron beams, as well as any time-dependent efficiency drifts if the time to change between electron and positron beams is long. These issues can be avoided by performing precise Rosenbluth separations with positrons, for direct comparison to form factors extracted using electrons. With sufficient precision, this can provide a very sensitive probe of TPE corrections, free from uncertainties associated with the different probe conditions of the positron and electron beams.

The so-called “Super-Rosenbluth” technique, involving only the detection of the struck proton, was used by JLab experiments E01-001 and E05-017 to provide a more precise Rosenbluth extraction of the ratio  $G_E/G_M$  for comparison to precise polarization measurements [Qat05]. The improved precision comes from the fact that  $G_E/G_M$  is independent of systematic effects that yield an overall renormalization of the measurements at a fixed  $Q^2$ , combined with the fact that many of the experimental conditions are unchanged when detecting  $e - p$  scattering at fixed  $Q^2$  over a range of  $\varepsilon$  values. The proton momentum is fixed, and so momentum-dependent corrections drop out in the extraction of  $G_E/G_M$ . In addition, the cross section dependence on  $\varepsilon$  is dramatically re-

duced when detecting the proton, while the sensitivity to knowledge of the beam energy, spectrometer momentum, and spectrometer angle is also reduced. Finally, the large,  $\varepsilon$ -dependent radiative corrections also have reduced  $\varepsilon$  dependence for proton detection.

These advantages are also beneficial in making precise comparisons of electron and positron scattering. Because most of the systematic uncertainties cancel when looking at the  $\varepsilon$  dependence with electrons (or positrons), the measurement does not rely on rapid change of the beam polarity, or on a precise cross normalization or comparison of conditions for electron and positron running. Because extensive data were taken using this technique with electrons during the 6 GeV era, we would propose to use only positrons and extract  $G_E/G_M$  which depends only on the *relative* positron cross sections as a function of  $\varepsilon$ . If rapid changes in the beam polarity are possible, then this approach would allow direct comparison of the cross sections with the advantage that the acceptance is unchanged, while electron detection would require a change of polarity for the Hall A/C measurements, and the overall coincidence acceptance is modified for the CLAS12 measurements. However, for this LOI we assume that we would take only positron data for comparison to the existing E01-001 and E05-017 data sets.

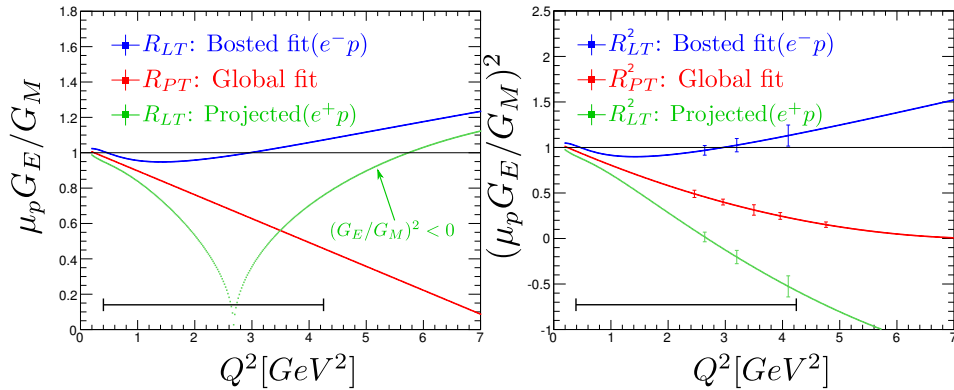


Figure 11. Parameterizations of  $R = \mu_p G_E/G_M$  (left) and  $R^2$  (right) from LT and polarization data, along with the results expected for positrons assuming that TPE corrections fully explain the LT-Polarization discrepancy. The right figure indicated the  $Q^2$  range that could be covered under the assumptions provided in the text, and the point for the electron and positron  $R_{LT}^2$  results indicate the uncertainties from the previous Hall A Super-Rosenbluth extraction [Qat05].

This approach can give a sensitive comparison of electron- and positron-proton scattering, with minimal systematic uncertainties and no need to cross-normalize electron and proton measurements. It does not provide direct comparisons of the  $e^+p/e^-p$  cross section ratio, but does provide a direct and precise comparison of the  $\varepsilon$  dependence of the elastic cross section, for which the  $G_E$  contribution is identical for positrons and electrons, and the TPE contribution changes sign.

The general measurements would be identical to the E05-017 experiment, with the exception of using a low intensity positron beam rather than the 30-80  $\mu\text{A}$  electron beam. Assuming a 1  $\mu\text{A}$  positron beam and the 4 cm LH2 target used in E05-017, an 18 day run could provide measurements with sub-

percent statistical uncertainties from 0.4-4.2 GeV<sup>2</sup>, yielding total uncertainties comparable to the electron beam measurements. This could be extended to >5 GeV<sup>2</sup> with the use of a 10 cm target, or if higher currents are available.

Figure 11 shows projections for positron Super-Rosenbluth measurements under the assumption that the discrepancy between Rosenbluth and polarization extractions is fully explained by TPE contributions. It has been shown [Arr07] that the extraction of the high- $Q^2$  form factors is not limited by our understanding of the TPE contributions, as long as the assumption that the Rosenbluth-Polarization discrepancy is explained entirely by TPE contributions. The proposed measurement would test this assumption, and also provide improved sensitivity to the overall size of the linear TPE contribution that appears as a false contribution to  $G_E$  when TPE contributions are neglected. The measurement is also sensitive to non-linear contributions [Tva06] coming from TPE, and would provide improved sensitivity compared to existing electron measurements. More details are provided in Ref. [Yur17]

#### 4.9 Conclusion

Despite recent measurements of the  $e^+p/e^-p$  cross section ratio, the proton's form factor discrepancy has not been conclusively resolved, and new measurements at higher momentum transfer are needed. With a positron source at CEBAF, the enormous capabilities of the CLAS12 spectrometer could be brought to bear on this problem and provide a wealth of new data over a widely important kinematic range. Only one major detector configuration change would be necessary to support such a measurement, the installation of the central electromagnetic calorimeter. In designing the JLab positron source, it will be crucial for this and several other experiments to keep to a minimum the time necessary to switch between electron and positron modes, in order to reduce systematic effects.

Another option, utilizing the Super-Rosenbluth technique, would allow for precise LT separations using only positron beams. This is a sensitive test of TPE contributions that does not require the rapid changeover between positrons and electrons, but it does not directly compare positron and electron scattering at fixed kinematics. Instead, it measures the impact of TPE on the Rosenbluth extraction of  $\mu_p G_E/G_M$  with high precision.

The data that the proposed experiments could provide will be able to map out the transition between the regions of validity for hadronic and partonic models of hard TPE, and make definitive statements about the nature of the proton form factor discrepancy.

# A measurement of the transfer of the longitudinal polarization of the beam in elastic positron-proton scattering

## Abstract

Hard two-photon exchange (TPE), the only sub-leading radiative effect that is not included in standard radiative corrections prescriptions, may be responsible for the discrepancy between polarized and unpolarized measurements of the proton's form factors. Since calculations of hard TPE are necessarily model-dependent, measurements of observables with direct sensitivity to hard TPE are needed. Much experimental attention has been focused on the unpolarized  $e^+p/e^-p$  cross section ratio, but polarization transfer in polarized elastic scattering can also reveal evidence of hard TPE. Furthermore, it has a different sensitivity to the generalized TPE form factors, meaning that measurements provide new information that cannot be gleaned from unpolarized scattering alone. Both  $\epsilon$ -dependence of polarization transfer at fixed  $Q^2$ , and deviations between electron- and positron-scattering are key signatures of hard TPE. A polarized positron beam at Jefferson Lab would present a unique opportunity to make the first measurement of positron polarization transfer, and comparison with electron-scattering data would place valuable constraints on hard TPE. In this letter, we propose a measurement program in Hall A that combines the Super BigBite Spectrometer for measuring recoil proton polarization, with a non-magnetic calorimetric detector for triggering on elastically scattered positrons. Though the reduced beam current of the positron beam will restrict the kinematic reach, this measurement will have very small systematic uncertainties, making it a clean probe of TPE.

*Spokespersons: A. Schmidt ([schmidta@mit.edu](mailto:schmidta@mit.edu)), J. Bernauer, A. Puckett*



## 5.1 Introduction

The discrepancy between the ratio  $\mu_p G_E/G_M$  of the the proton's electromagnetic form factor extracted from polarization asymmetry measurements, and the ratio extracted from unpolarized cross section measurements, leaves the field of form factor physics in an uncomfortable state (see [Afa17] for a recent review). On the one hand, there is a consistent and viable hypothesis that the discrepancy is caused by non-negligible hard two-photon exchange (TPE) [Gui03, Blu03], the one radiative correction omitted from the standard radiative correction prescriptions [Mo69, Max00]. On the other hand, three recent measurements of hard TPE (at VEPP-3, at CLAS, and with OLYMPUS) found that the effect of TPE is small in the region of  $Q^2 < 2 \text{ GeV}^2/c^2$  [Rac15, Adi15, Rim17, Hen17]. The TPE hypothesis is still viable; it is possible that hard TPE contributes more substantially at higher momentum transfers, and can fully resolve the form factor discrepancy. But the lack of a definitive conclusion from this recent set of measurements is an indication that alternative approaches are needed to illuminate the situation, and it may be prudent to concentrate experimental effort on constraining and validating model-dependent theoretical calculations of TPE. There are multiple theoretical approaches, with different assumptions and different regimes of validity [Che04, Afa05, Tom15, Blu17, Kur08]. If new experimental data could validate and solidify confidence in one or more theoretical approaches, then hard TPE could be treated in the future like any of the other standard radiative corrections, i.e., a correction that is calculated, applied, and trusted.

VEPP-3, CLAS, and OLYMPUS all looked for hard TPE through measurements of the  $e^+p$  to  $e^-p$  elastic scattering cross section ratio. After applying radiative corrections, any deviation in this ratio from unity indicates a contribution from hard TPE. However, this is not the only experimental signature one could use. Hard TPE can also appear in a number of polarization asymmetries. Having constraints from many orthogonal directions, i.e., from both cross section ratios and various polarization asymmetries would be valuable for testing and validating theories of hard TPE. As with unpolarized cross sections, seeing an opposite effect for electrons and positrons is a clear signature of TPE.

In this letter, we propose one such polarization measurement, that could both be feasibly accomplished with a positron beam at Jefferson Lab, and contribute new information about two photon exchange that could be used to constrain theoretical models. We propose to measure the polarization transfer (PT) from a polarized proton beam scattering elastically from a proton target, for which no data currently exist. The proposed experiments uses a combination of the future Hall A Super Big-Bite Spectrometer (SBS) to measure the polarization of recoiling protons, along with a calorimetric detector for detecting scattered positrons in coincidence. In the following sections, we review polarization transfer, sketch the proposed measurement, and discuss possible systematic uncertainties.

## 5.2 Polarization transfer

In the Born approximation (i.e. one-photon exchange), the polarization transferred from a polarized lepton to the recoiling proton is

$$P_t = -hP_e \sqrt{\frac{2\epsilon(1-\epsilon)}{\tau}} \frac{G_E G_M}{G_M^2 + \frac{\epsilon}{\tau} G_E^2}, \quad (18)$$

$$P_l = hP_e \sqrt{1-\epsilon^2} \frac{G_M^2}{G_M^2 + \frac{\epsilon}{\tau} G_E^2}, \quad (19)$$

where  $P_t$  is the polarization transverse to the momentum transfer 3-vector (in the reaction plane),  $P_l$  is the longitudinal polarization,  $P_e$  is the initial lepton polarization,  $h$  is the lepton helicity,  $\tau$  is the dimensionless 4-momentum transfer squared (Sec: 2.1),  $\epsilon$  is the virtual photon polarization parameter (Eq. 3), and  $G_E$  and  $G_M$  are the proton's electromagnetic form factors. The strength of the polarization transfer technique is to measure  $P_t/P_l$ , thereby cancelling some systematics associated with polarimetry, and isolating the ratio of the proton's form factors:

$$\frac{P_t}{P_l} = -\sqrt{\frac{2\epsilon}{\tau(1+\epsilon)}} \frac{G_E}{G_M}. \quad (20)$$

This technique has several advantages over the traditional Rosenbluth separation technique for determining form factors. This polarization ratio can be measured at a single kinematic setting, avoiding the systematics associated with comparing data taken from different spectrometer settings. This technique allows the sign of the form factors to be determined, rather than simply their magnitudes. And furthermore, whereas the sensitivity in Rosenbluth separation to  $G_E^2$  diminishes at large momentum transfer, polarization transfer retains sensitivity to  $G_E$  even when  $Q^2$  becomes large. When used in combination at high  $Q^2$ , Rosenbluth separation can determine  $G_M^2$ , while polarization transfer can determine  $G_E/G_M$ , allowing the form factors to be separately determined.

Polarization transfer using electron scattering has been used extensively to map out the proton's form factor ratio over a wide-range of  $Q^2$ , with experiments conducted at MIT Bates [Mil98], Mainz [Pos01], and Jefferson Lab [Gay01, Mac06, Ron11, Pao10, Zha11], including three experiments, GEp-I [Jon00, Pun05], GEp-II [Gay02], and GEp-III [Puc10] that pushed to high momentum transfer. Another experiment, GEp-2 $\gamma$ , looked for hints of TPE in the  $\epsilon$ -dependence in polarization transfer [Mez11, Puc17]. Two other experiments made equivalent measurements by polarizing the proton target instead of measuring recoil polarization [Jon06, Cra07].

While polarization transfer is less sensitive to the effects of hard TPE, it is

not immune. Following the formalism of Ref. [Car07], one finds that

$$\frac{P_t}{P_l} = \sqrt{\frac{2\epsilon}{\tau(1+\epsilon)}} \frac{G_E}{G_M} \times \left[ 1 + \text{Re} \left( \frac{\delta\tilde{G}_M}{G_M} \right) + \frac{1}{G_E} \text{Re} \left( \delta\tilde{G}_E + \frac{\nu}{M^2} \tilde{F}_3 \right) - \frac{2}{G_M} \text{Re} \left( \delta\tilde{G}_M + \frac{\epsilon\nu}{(1+\epsilon)M^2} \tilde{F}_3 \right) + \mathcal{O}(\alpha^4) \right], \quad (21)$$

with  $\nu \equiv (p_e + p_{e'})_\mu (p_p + p_{p'})^\mu$ , and where  $\delta\tilde{G}_E$ ,  $\delta\tilde{G}_M$ , and  $\delta\tilde{F}_3$  are additional form factors that become non-zero when moving beyond the one-photon exchange approximation. This particular dependence on new form factors is slightly different than one what finds when taking a positron to electron cross section ratio:

$$\frac{\sigma_{e^+p}}{\sigma_{e^-p}} = 1 + 4G_M \text{Re} \left( \delta\tilde{G}_M + \frac{\epsilon\nu}{M^2} \tilde{F}_3 \right) - \frac{4\epsilon}{\tau} G_E \text{Re} \left( \delta\tilde{G}_E + \frac{\nu}{M^2} \tilde{F}_3 \right) + \mathcal{O}(\alpha^4). \quad (22)$$

A measurement of the difference in polarization transfer between electron and positron scattering therefore adds information about TPE in addition to what can be learned from cross section ratios alone.

The GEp-2 $\gamma$  experiment looked for the effects of TPE in polarization transfer by making measurements at three kinematic points with varying values of  $\epsilon$ , but with  $Q^2$  fixed at 2.5 GeV<sup>2</sup>/c<sup>2</sup> [Mez11]. Since in the absence of hard TPE the ratio  $G_E/G_M$  has no  $\epsilon$ -dependence, any variation with  $\epsilon$  is a sign of hard TPE. The GEp-2 $\gamma$  measurement was statistically consistent with no  $\epsilon$ -dependence, though their measurement of purely the longitudinal component showed deviations from the one-photon exchange expectation.

A measurement with positron scattering will be useful for constraining TPE effects because deviations from the Born-approximation should have the opposite sign from those in electron scattering. This helps determine if deviations are truly caused by TPE, or if they arise from systematic effects. As the largest systematic uncertainties in polarization transfer are associated with proton polarimetry, a measurement with positrons would have largely the same systematics as an experiment with electrons.

### 5.3 Proposed Measurement

The proposed experiment copies the basic approach of earlier GEp measurements at JLab. However, since these prior experiments were able to make use of the high-current polarized electron beam, and since the proposed positron source at Jefferson Lab will be limited to currents of approximately 100 nA, several improvements have to be made relative to the GEp program for a positron experiment to be feasible.

The first major improvement will be the Super Big-bite Spectrometer (SBS) [Jag10], which is currently being designed and built for the next generation

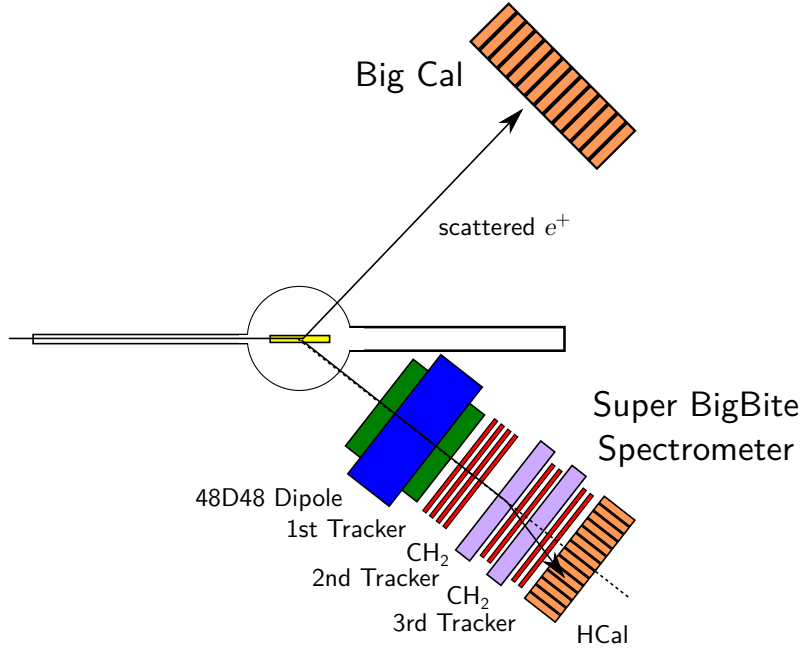


Figure 12. A schematic of the proposed PT measurement.

of form factor measurements in Hall A [Jag10-1]. Whereas previous measurements used the current HRS and HMS spectrometers limited to less than 10 msr of acceptance, SBS is designed with 70 msr of solid-angle acceptance and much larger momentum acceptance. This will allow flexibility in choosing a momentum setting that produces an optimal bend angle for elastically recoiling protons. Furthermore, the proposed single-dipole field configuration for the SBS will greatly simplify the spin-transport properties of the spectrometer, reducing systematics. The larger angular acceptance of the SBS affords another advantage: using a longer target. Whereas the GEp-III and GEp-2 $\gamma$  experiments used 15 cm and 20 cm liquid hydrogen targets, the SBS can accommodate a 40 cm target at the angles relevant for a positron PT measurement. With the limited positron current, there is much reduced concern with target heating and target boiling. The third advantage is the high beam energy made possible by the 12 GeV upgrade, which will allow measurements to reach the relevant high momentum transfers at angles substantially more forward, where the cross section is comparatively higher.

We propose a measurement set-up along the lines of the GEp-III and GEp-2 $\gamma$  experiments, in which elastically scattered positrons are detected in the non-magnetic BigCal detector in coincidence with recoiling protons being detected in the SBS, and their polarization measured by the SBS focal plane polarimeter. A schematic of the experiment is shown in Fig. 12. We have attempted to make reasonable estimates of uncertainty by scaling the achieved statistical uncertainties of the GEp-2 $\gamma$  experiment. The statistical uncertainty will largely depend on the product of the magnitude of the asymmetry being measured and the achievable count-rate. That is, we assume:

$$\delta R \propto \left[ P_e P_p A \sqrt{\frac{d\sigma}{d\Omega}} \Omega \mathcal{L} T \varepsilon \right]^{-1}, \quad (23)$$

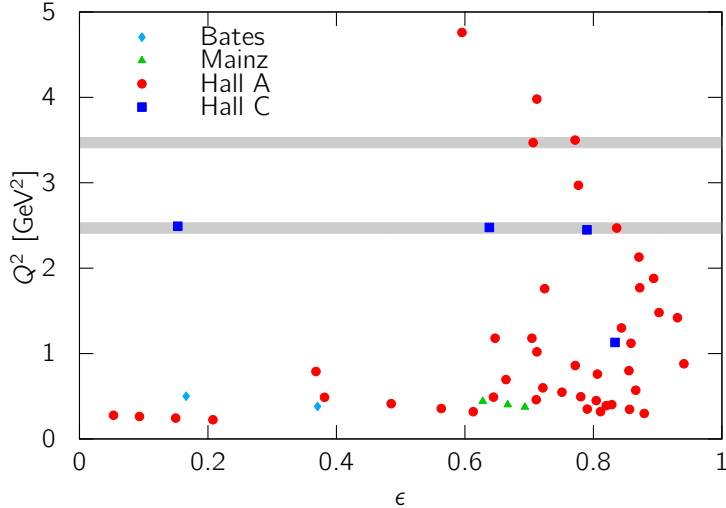


Figure 13. The kinematics of previous polarization transfer measurements with electron beams are shown. A measurement with positrons at either  $Q^2 = 2.5 \text{ GeV}^2$  or  $3.5 \text{ GeV}^2$  would be able to compare with previous electron experiments.

where  $P_p$  is the magnitude of the polarization transferred to the recoiling proton,  $A$  is the polarimeter analyzing power,  $d\sigma/d\Omega$  is the elastic cross section,  $\Omega$  is the spectrometer angular acceptance,  $\mathcal{L}$  is the luminosity,  $T$  is the run-time, and  $\varepsilon$  is the running efficiency, i.e. the live-time to wall-time ratio. Applying this assumption to the achieved uncertainties in the GEp-2 $\gamma$  experiment, we find that:

$$\delta R_{\text{GEp-2}\gamma} \approx \frac{1.2 \times 10^{-19} [\text{cm sr}^{-1/2} \text{days}^{1/2}]}{P_p \sqrt{\frac{d\sigma}{d\Omega} T}}. \quad (24)$$

Projecting to our proposed positron measurement, we assume equivalent analyzing power, and equivalent running efficiency. The luminosity will be reduced by a factor of 400 (80  $\mu\text{A}$  current, 20 cm target in GEp-2 $\gamma$  to 100 nA current, 40 cm target in our proposed experiment and the beam polarization reduced from  $\approx 80\%$  to  $60\%$ . However, the spectrometer acceptance will increase from 6.74 msr (Hall C HMS) to 70 msr (SBS). All of these factors combine to yield an uncertainty projection of:

$$\delta R_{\text{proposal}} \approx \frac{9.9 \times 10^{-19} [\text{cm sr}^{-1/2} \text{days}^{1/2}]}{P_p \sqrt{\frac{d\sigma}{d\Omega} T}}. \quad (25)$$

The effects of TPE will have opposite sign in electron scattering experiments relative to positron scattering experiments, and so it would be prudent for the first PT measurement with a positron beam to measure at a  $Q^2$  that has already been measured with electrons. The kinematics of previous PT measurements, all with electron beams, are shown in Fig. 13. We highlight  $Q^2 = 2.5 \text{ GeV}^2$  and  $3.5 \text{ GeV}^2$  for our proposed measurement. At these momentum transfers, the proton form factor discrepancy is significant, and both hadronic and partonic calculations of TPE are feasible.

For a competitive first measurement, we believe 2% statistical uncertainty is

a reasonable goal. Tables 3 and 4 show the kinematics for these values of momentum transfer as well as the number of measurement days that would be necessary to achieve the 2% statistical uncertainty goal. For example, a 55 day measurement period could cover  $Q^2 = 2.5 \text{ GeV}^2$  at 2<sup>nd</sup> pass, 3<sup>rd</sup> pass and 5<sup>th</sup> pass, as well as  $Q^2 = 3.5 \text{ GeV}^2$  at 5<sup>th</sup> pass, with 48 hours available for pass and configuration changes. The accessible kinematic data points at  $Q^2 = 2.5 \text{ GeV}^2$  and  $3.5 \text{ GeV}^2$  are shown in Fig. 14 along with previous PT data taken with electrons.

Pass	$E_{e^+}$	$\epsilon$	$\theta_{e^+} [^\circ]$	$p_{e^+}$	$\theta_p [^\circ]$	$p_p$	Days to 2%
2 <sup>nd</sup>	4.4	0.858	24.9	3.07	38.6	2.07	12.3
3 <sup>rd</sup>	6.6	0.941	15.4	5.27	42.6	2.07	9.0
4 <sup>th</sup>	8.8	0.968	11.2	7.47	44.5	2.07	7.9
5 <sup>th</sup>	11.0	0.980	8.8	9.67	45.6	2.07	7.3

Table 3. Kinematics for measurements at  $Q^2 = 2.5 \text{ GeV}^2$ , all energies and momenta in units of GeV ( $c = 1$ ).

Pass	$E_{e^+}$	$\epsilon$	$\theta_{e^+} [^\circ]$	$p_{e^+}$	$\theta_p [^\circ]$	$p_p$	Days to 2%
2 <sup>nd</sup>	4.4	0.747	32.5	2.53	31.1	2.64	56.7
3 <sup>rd</sup>	6.6	0.897	19.3	4.73	36.3	2.64	33.8
4 <sup>th</sup>	8.8	0.945	13.8	6.93	38.6	2.64	27.3
5 <sup>th</sup>	11.0	0.966	10.7	9.13	40.0	2.64	24.4

Table 4. Kinematics for measurements at  $Q^2 = 3.5 \text{ GeV}^2$ , all energies and momenta in units of GeV ( $c = 1$ ).

#### 5.4 Systematic Uncertainties

The dominant sources of systematic uncertainty in the GEp campaign are associated with the proton polarimetry, meaning that measurements with electrons and positrons will have systematic offsets in the same direction. Combining electron and positron measurements therefore will not lead to more accurate determination of the proton's Born-level form factors. However, these systematic effects will cancel in determinations of TPE, making polarization transfer an extremely clean technique.

It would therefore be sensible to include, for any positron scattering measurement, a complementary electron scattering measurement. Such an electron measurement could be performed at higher beam currents (so long as target boiling are kept under control) to reduce run times. The SBS magnetic field setting could be kept at the exact same value. If fast-switching between electron and positron modes were possible, the electron and positron running should be inter-leaved further reducing time-dependent systematic effects.

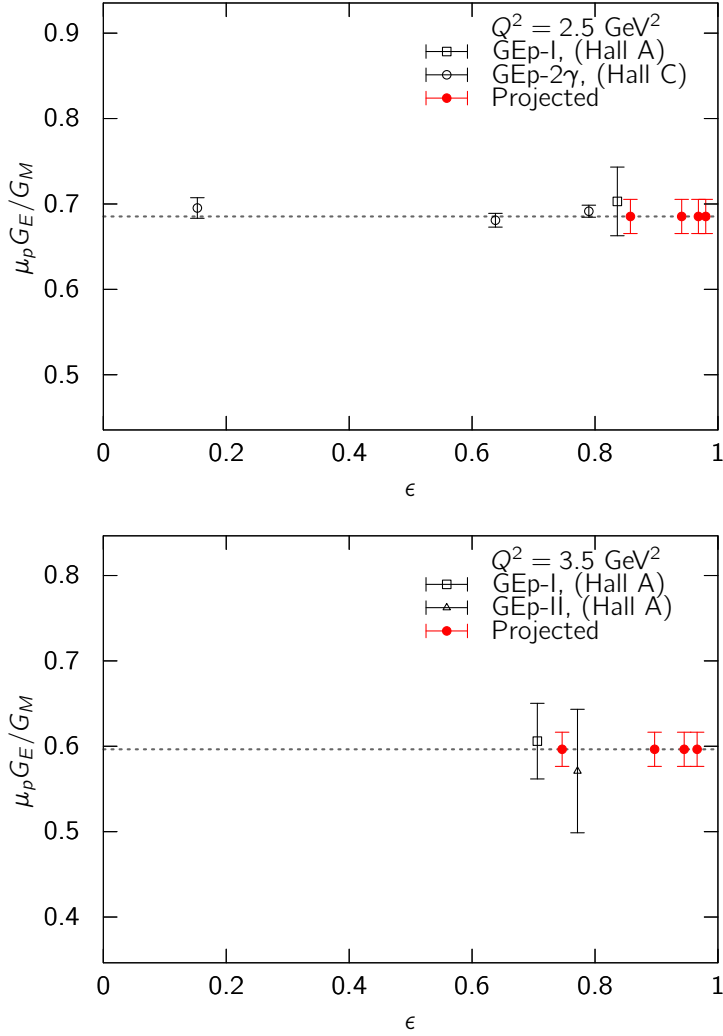


Figure 14. Previous polarization transfer data taken with electrons (black) is shown as a function of  $\epsilon$  in comparison to the kinematics of the projected positron measurement (red) with the target 2% statistical uncertainties.

Even without accompanying measurements with electrons, polarization transfer is already a systematically clean technique, and the design of the SBS may lead to further reduction in systematics. One of the leading systematic effects in the GEp-III and GEp-2 $\gamma$  experiments was the knowledge of the spectrometer magnetic field, which must be known to fully understand the proton spin precession through the spectrometer. The SBS's single-dipole design will greatly simplify the proton spin-precession. Furthermore, tracking in the HMS polarimeter was complicated due to left-right ambiguities in the design of the drift chambers. The SBS polarimeter, which uses large-area GEM detectors for tracking are being designed to avoid such ambiguities.

Because of the small systematic uncertainties involved, the uncertainties in a polarization-transfer measurement with the proposed positron source at Jefferson Lab will almost certainly be statistically dominated.

## 5.5 Summary

In this letter, we lay out a feasible approach to measuring polarization transfer in elastic positron-proton scattering with the proposed positron source at Jefferson Lab. Such a measurement would add valuable information that could constrain calculations of two-photon exchange and would be complementary to that from measurements of the unpolarized  $e^+p/e^-p$  cross section ratio. Our proposed experiment would take advantage of the upcoming Super Big-Bite Spectrometer to overcome the limitations in luminosity that would be inevitable with a positron beam.

Several important steps must still be taken, most crucially, the successful completion and commissioning of the SBS spectrometer. The estimates laid out in this letter are based on scaling the uncertainties from previous measurements. Sophisticated simulations of a fully-realized detector will make these estimates much more concrete and trustworthy. Lastly, the proposed measurement focuses on the high- $\epsilon$  region, accessible in realistic experiment time-frames. The current best theoretical calculations of hard TPE are needed for PT at these kinematics to understand how much value such an experiment will add.



**A polarized positron beam  
for DVCS on the proton with CLAS12  
at Jefferson Lab**

**Abstract**

The measurement of Deeply Virtual Compton Scattering on the proton with a polarized positron beam in CLAS12 can give access to a complete set of observables for the extraction of Generalized Parton Distributions with the upgraded 11 GeV CEBAF. This provides a clean separation of the real and imaginary parts of the amplitudes, greatly simplifies the analysis, and provides a crucial handle on the model dependences and associated systematic uncertainties. The real part of the amplitude is in particular sensitive to the  $D$ -term which parameterizes the Gravitational Form Factors of the nucleon. Azimuthal dependences and  $t$ -dependences of the azimuthal moments for Beam Charge Asymmetries on unpolarized Hydrogen are estimated using a 1000 hours run with a luminosity of  $2 \times 10^{34} \text{ cm}^{-2}\cdot\text{s}^{-1}$  and 80% beam polarization.

*Spokespersons: V. Burkert (burkert@jlab.org), L. Elouadrhiri, F.-X. Girod*

## 6.1 Introduction

The challenge of understanding nucleon electromagnetic structure still continues after six decades of experimental scrutiny. From the initial measurements of elastic form factors to the accurate determination of parton distributions through deep inelastic scattering, the experiments have increased in statistical and systematic precision. During the past two decades it was realized that the parton distribution functions represent special cases of a more general, much more powerful, way to characterize the structure of the nucleon, the generalized parton distributions (GPDs) (see [Mul94] for the original work and [Die03, Bel05] for reviews). The GPDs are the Wigner quantum phase space distribution of quarks in the nucleon describing the simultaneous distribution of particles with respect to both position and momentum in a quantum-mechanical system. In addition to the information about the spatial density and momentum density, these functions reveal the correlation of the spatial and momentum distributions, *i.e.* how the spatial shape of the nucleon changes when probing quarks of different momentum fraction of the nucleon.

The concept of GPDs has led to completely new methods of “spatial imaging” of the nucleon in the form of (2+1)-dimensional tomographic images, with 2 spatial dimensions and 1 dimension in momentum [Bur02, Ji03, Bel04]. The second moments of GPDs are related to form factors that allow us to quantify how the orbital motion of quarks in the nucleon contributes to the nucleon spin, and how the quark masses and the forces on quarks are distributed in transverse space, a question of crucial importance for our understanding of the dynamics underlying nucleon structure and the forces leading to color confinement.

The four leading twist GPDs  $H$ ,  $\widetilde{H}$ ,  $E$ , and  $\widetilde{E}$ , depend on the 3 variables  $x$ ,  $\xi$ , and  $t$ , where  $x$  is the longitudinal momentum fraction of the struck quark,  $\xi$  is the longitudinal momentum transfer to the quark ( $\xi \approx x_B/(2 - x_B)$ ), and  $t$  is the invariant 4-momentum transfer to the proton. The mapping of the nucleon GPDs, and a detailed understanding of the spatial quark and gluon structure of the nucleon, have been widely recognized as key objectives of nuclear physics of the next decades. This requires a comprehensive program, combining results of measurements of a variety of processes in  $eN$  scattering with structural information obtained from theoretical studies, as well as with expected results from future lattice QCD simulations. The CLAS12 detector (Fig. 15) has recently been completed and has begun the experimental science program in the 12 GeV era Jefferson Lab.

## 6.2 Accessing GPDs in DVCS

The most direct way of accessing GPDs at lower energies is through the measurement of DVCS in a kinematical domain where the so-called handbag diagram (Fig. 16) makes the dominant contributions. However, in DVCS as in other deeply virtual reactions, the GPDs do not appear directly in the cross section, but in convolution integrals called Compton Form Factors (CFFs),




Figure 15. The CLAS12 detector in Hall B. The beam line is running from the right to the left. The liquid hydrogen target is centered in the solenoid magnet with 5 T central magnetic field, and is surrounded by tracking and particle identification detectors covering the polar angle range from  $40^\circ$  to  $125^\circ$ . The forward detector consists of the  $2\pi$  gas Čerenkov counter (large silvery box to the right), the tracking chambers around the superconducting torus magnet, 2 layers of time-of-flight systems and two layers of electromagnetic calorimeters for electron triggering and photon detection to the far left.

which are complex quantities defined as, e.g. for the GPD  $H^q$ :

$$\mathcal{H}^{\text{II}}(\xi, t) \equiv \int_{-1}^{+1} \frac{H^q(x, \xi, t) dx}{x - \xi + i\epsilon} = \int_{-1}^{+1} \frac{H^q(x, \xi, t) dx}{x - \xi} + i\pi H^q(\xi, \xi, t), \quad (26)$$

where the first term on the r.h.s. corresponds to the real part and the second term to the imaginary part of the scattering amplitude. The superscript  $q$  indicates that GPDs depend on the quark flavor. From the above expression it is obvious that GPDs, in general, can not be accessed directly in measurements. However, in some kinematical regions the BH process where high energy photons are emitted from the incoming and scattered electrons, can be important. Since the BH amplitude is purely real, the interference with the DVCS amplitude isolates the imaginary part of the DVCS amplitude. The interference of the two processes offers the unique possibility to determine GPDs directly at the singular kinematics  $x = \xi$ . At other kinematical regions a deconvolution of the cross section is required to determine the kinematic dependencies of the GPDs. It is therefore important to obtain all possible independent information that will aid in extracting information on GPDs. The interference terms for polarized beam  $I_{LU}$ , longitudinally polarized target  $I_{UL}$ , transversely (in scattering plane) polarized target  $I_{UT}$ , and perpendicularly (to scattering plane) polarized target  $I_{UP}$  are given by the expressions:

$$I_{LU} \sim \sqrt{\tau'} [F_1 H + \xi(F_1 + F_2) \widetilde{H} + \tau F_2 E] \quad (27)$$

$$I_{UL} \sim \sqrt{\tau'} [F_1 \widetilde{H} + \xi(F_1 + F_2) H + (\tau F_2 - \xi F_1) \xi \widetilde{E}] \quad (28)$$

$$I_{UP} \sim \tau [F_2 H - F_1 E + \xi(F_1 + F_2) \xi \widetilde{E}] \quad (29)$$

$$I_{UT} \sim \tau [F_2 \widetilde{H} + \xi(F_1 + F_2) E - (F_1 + \xi F_2) \xi \widetilde{E}] \quad (30)$$

$$(31)$$

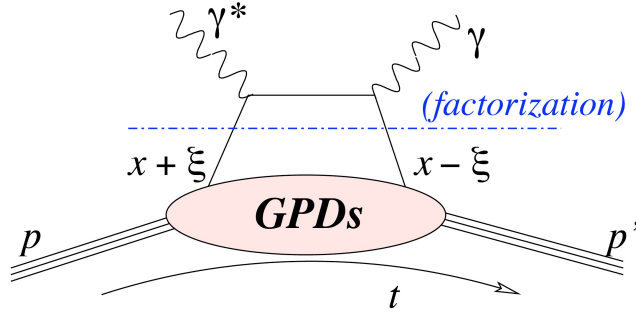


Figure 16. Leading order contributions to the production of high energy single photons from protons. The DVCS handbag diagram contains the information on the unknown GPDs.

where  $\tau = -t/4M^2$  and  $\tau' = (t_0 - t)/4M^2$ . By measuring all 4 combinations of interference terms one can separate all 4 leading twist GPDs at the specific kinematics  $x = \xi$ . Experiments at JLab using 4 to 6 GeV electron beams have been carried out with polarized beams [Ste01, Mun06, Gir07, Gav09, Jo15] and with longitudinal target [Che06, Sed14, Pis15], showing the feasibility of such measurements at relatively low beam energies, and their sensitivity to the GPDs. Techniques of how to extract GPDs from existing DVCS data and what has been learned about GPDs can be found in [Kum12, Gui13].

The structure of the differential cross section for polarized beam with unpolarized target, and polarized beam with polarized target is reported in Eq. 8 and Eq. 13. In these expressions,  $\sigma_i$  and  $\Delta\tilde{\sigma}_i$  are even in the azimuthal angle  $\phi$  and beam-polarization independent, while  $\tilde{\sigma}_i$  and  $\Delta\sigma_i$  are odd in  $\phi$  and beam-polarization dependent. The interference terms

$$\sigma_{INT} \sim \mathcal{R}e [A(\gamma^* N \rightarrow \gamma N)] \quad (32)$$

$$\tilde{\sigma}_{INT} \sim \mathcal{I}m [A(\gamma^* N \rightarrow \gamma N)] \quad (33)$$

$$\Delta\sigma_{INT} \sim \mathcal{R}e [A(\gamma^* \vec{N} \rightarrow \gamma N)] \quad (34)$$

$$\Delta\tilde{\sigma}_{INT} \sim \mathcal{I}m [A(\gamma^* \vec{N} \rightarrow \gamma N)] \quad (35)$$

are the real and imaginary parts of the Compton amplitude. The unpolarized and polarized beam  $e^+ - e^-$  charge difference for unpolarized and polarized targets determines uniquely the interference contributions (Eq. 11-12-16-17). If only a polarized electron beam is available, the beam helicity asymmetry and average determine a combination of the interference and pure DVCS amplitudes (Eq. 9-10-14-15). One can separate these contributions using the Rosenbluth technique [Ros50]. This requires measurements at two significantly different beam energies, which reduces the kinematical coverage that can be achieved with this method. The combination of polarized electron and polarized positron beams does not suffer this limitation, and it offers a separation over the full kinematic range available at the maximum beam energy.

### 6.3 Estimates of experimental uncertainties

#### The CLAS12 Detector

The experimental program will use the CLAS12 detector (Fig. 15) for the detection of the hadronic final states. CLAS12 consists of a Forward Detector (FD) and a Central Detector (CD). The Forward Detector is comprised of six symmetrically arranged sectors defined by the six coils of the superconducting torus magnet. Charged particle tracking is provided by a set of 18 drift chambers with a total of 36 layers in each sector. Additional tracking at  $5^\circ$ - $35^\circ$  is achieved by a set of 6 layers of micromesh gas detectors (micromegas) immediately downstream of the target area and in front of the High Threshold Čerenkov Counter (HTCC). Particle identification is provided by time-of-flight information from two layers of scintillation counter detectors (FTOF). Electron, photon, and neutron detection are provided by the triple layer electromagnetic calorimeter, PCAL, EC(inner), and EC(outer). The heavy-gas Čerenkov Counter (LTCC) provides separation of high momentum pions from kaons and protons. The Central Detector consists of 6 to 8 layers (depending on the configuration) of silicon strip detectors with stereo readout and 6 layers of micromegas arranged as a barrel around the target, a barrel of scintillation counters to measure the particle flight time from the target (CTOF), and a scintillation-counter based Central Neutron Detector (CND).

#### Beam charge asymmetries on protons

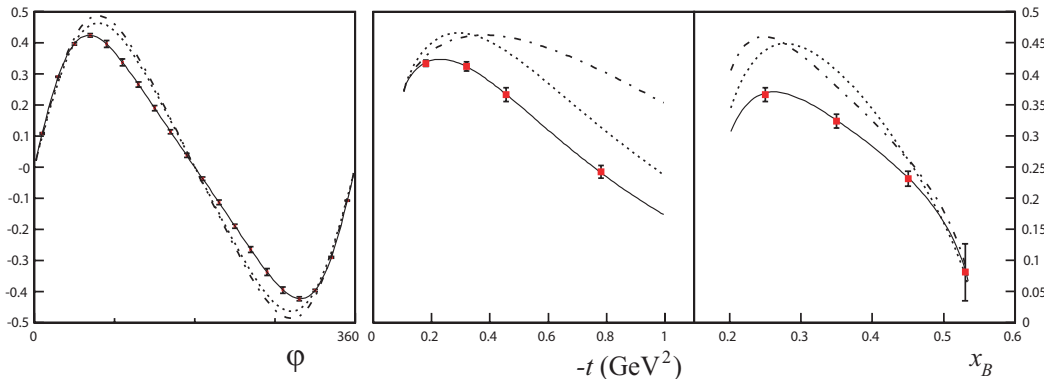


Figure 17. The beam spin asymmetry showing the DVCS-BH interference for 11 GeV beam energy [Sab11]: (left panel)  $x = 0.2$ ,  $Q^2 = 3.3 \text{ GeV}^2$ ,  $-t = 0.45 \text{ GeV}^2$ ; (middle and right panels)  $\phi = 90^\circ$ , other parameters same as in left panel. Many other bins will be measured simultaneously. The curves represent various parameterizations within the VGG model [Van99]. Projected uncertainties are statistical.

Beam spin asymmetries of polarized electrons for the DVCS process have been measured at lower energies and are known to be large, up to 0.3-0.4. Figure 17 shows projections of the Beam Spin Asymmetry (BSA) for some specific kinematics at an electron beam energy of 11 GeV. The uncertainties are estimated assuming an experiment of 1000 hours at an instantaneous luminosity of  $\mathcal{L} = 10^{35} \text{ cm}^{-2} \cdot \text{s}^{-1}$ . The asymmetry is the results of the interference term  $\tilde{\sigma}_{INT}$  in Eq. 8). Note that the magnitude of the interference amplitude is

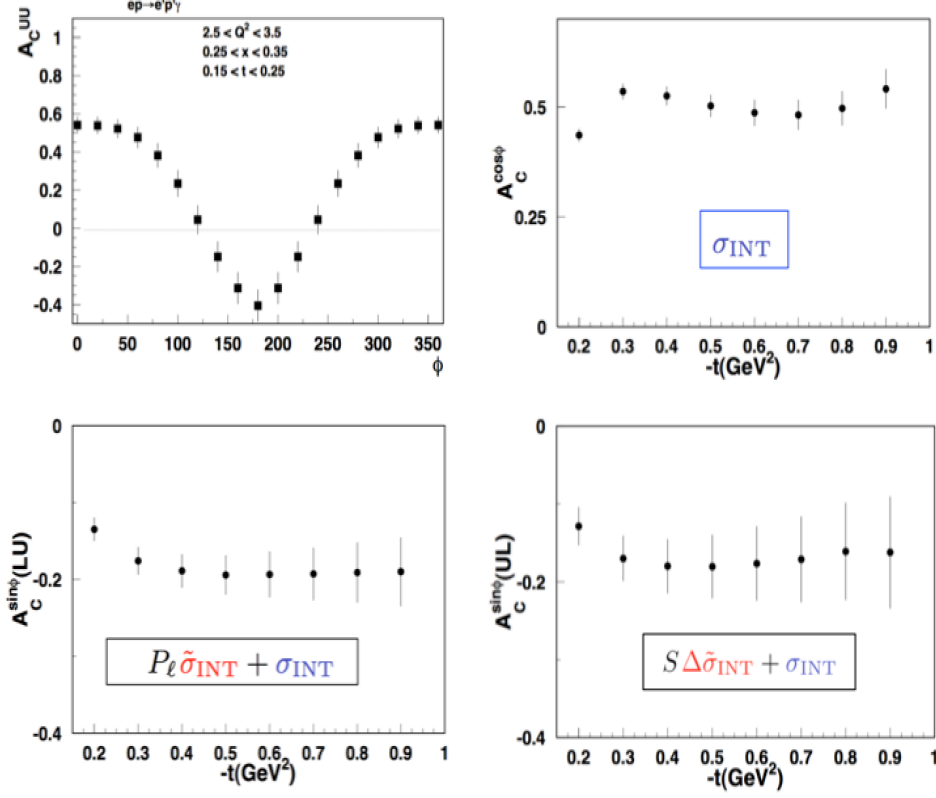


Figure 18. Electron-positron DVCS charge asymmetries: (top-left) azimuthal dependence of the charge asymmetry for positron and electron beam at 11 GeV beam; (top-right) moment in  $\cos(\phi)$  of the charge asymmetry versus momentum transfer  $t$  to the proton; (bottom-left) charge asymmetries for polarized electron and positron beams at fixed polarization (LU); (bottom right) charge asymmetry for longitudinally polarized protons at fixed polarization (UL). The error bars are estimated for a 1000 hours run with positron beam and luminosity  $\mathcal{L} = 2 \times 10^{34} \text{ cm}^{-2} \cdot \text{sec}^{-1}$  at a beam polarization  $P = 0.6$ , and a 1000 hours electron beam run with luminosity  $\mathcal{L} = 10 \times 10^{34} \text{ cm}^{-2} \cdot \text{sec}^{-1}$  and beam polarization  $P = 0.8$ . The error bars are statistical for a single bin in  $Q^2$ ,  $x$ , and  $t$  as shown in the top-left panel. Other bins are measured simultaneously.

independent of the electric charge, but the BSA sign is opposite for electrons and positrons.

Eq. 11 also shows that the term  $\sigma_{INT}$  can be isolated in the difference of unpolarized electron and positron cross sections. Examples of the charge difference and the charge asymmetry are shown in Fig. 18. The unpolarized charge asymmetry  $A_C^{UU}$  and its  $\cos \phi$  moment  $A_C^{\cos \phi}$  can both be large for the dual model assumed in our estimate. For quantitative estimates of the charge differences in the cross sections we use the acceptance and luminosity achievable with CLAS12 as basis for measuring the process  $ep \rightarrow ep\gamma$  at different beam and target conditions. A 5 cm long liquid hydrogen is assumed with an electron current of 75 nA, corresponding to an operating luminosity of  $10^{35} \text{ cm}^{-2} \cdot \text{sec}^{-1}$ . For the positron beam a 5 times lower beam current of 15 nA is assumed. In either case 1000 hours of beam time is used for the rate projections. For quantitative estimates of the cross sections the dual model [Guz06, Guz09] is used.

It incorporates parameterizations of the GPDs  $H$  and  $E$ . As shown in Fig. 18, effects coming from the charge asymmetry can be large. In case of unpolarized beam and unpolarized target the cross section for electron scattering has only a small dependence on azimuthal angle  $\phi$ , while the corresponding positron cross section has a large  $\phi$  modulation. The difference is directly related to the term  $\sigma_{INT}$  in Eq. 11.

#### 6.4 The science case for DVCS with polarized positrons

The science program for DVCS with electrons beams has been well established, and several approved experiments for 12 GeV operation have already been carried out or are currently in the process and planned for the next few years. What do polarized positron beams add which makes a most compelling case for experiments with CLAS12? In this section we discuss one example of the impact of DVCS measurements with polarized positron beams, and corresponding to the unraveling of the force distribution on quarks in the proton. Here We refer to the recent publication in the journal Nature of the results of an analysis on the pressure distribution in the proton [Bur18].

This analysis is based on the results of BSA and unpolarized DVCS cross section DVCS measured with CLAS in Hall B. The determination of the pressure distribution proceeds in several steps:

- i)* We begin with the sum rules that relate the second Mellin moments of the GPDs to the Gravitational Form Factors (GFFs) [Ji97];
- ii)* We then define the complex CFF  $\mathcal{H}$  directly related to the experimental observables describing the DVCS process, i.e., the BSA and the differential cross section;
- iii)* The real and imaginary parts of  $\mathcal{H}$  can be related through a dispersion relation [Die07, Ani08, Pas14] at fixed  $t$ , where the  $D(t)$ -term appears as a subtraction constant [Pol99];
- iv)* We recover  $d_1(t)$  from the expansion of the  $D(t)$ -term in the Gegenbauer polynomials of  $\xi$ , the momentum transfer to the struck quark;
- v)* We finally proceed with the fits to the data and extract  $D(t)$  and determine  $d_1(t)$ ;
- vi)* The pressure distribution is then determined from the relation of  $d_1(t)$  and  $p(r)$  through a Bessel integral.

The sum rules that relate the second Mellin moments of the chiral-even GPDs to the GFFs are [Ji97]:

$$\int dx x [H(x, \xi, t) + E(x, \xi, t)] = 2J(t) \quad (36)$$

$$\int dx x H(x, \xi, t) = M_2(t) + \frac{4}{5}\xi^2 d_1(t), \quad (37)$$

where  $M_2(t)$  and  $J(t)$  respectively correspond to the time-time and time-space components of the Energy Momentum Tensor (EMT), and give access to the

mass and total angular momentum distributions carried by the quarks in the proton. The quantity  $d_1(t)$  corresponds to the space-space components of the EMT, and encodes the shear forces and pressure acting on the quarks. We have some constraints on  $M_2(t)$  and  $J(t)$ , notably at  $t = 0$  they are fixed to the proton's mass and spin. By contrast, almost nothing is known on the equally fundamental quantity  $d_1(t)$ . For instance, considering the physics content of  $d_1(t)$ , we can expect the existence of a zero sum rule ensuring the total pressure and forces to vanish, thus preserving the stability of the dynamics of the proton. The observables are parameterized by the CFFs, which for the GPD  $H$  are the real quantities  $\mathcal{R}e[\mathcal{H}]$  and  $\mathcal{I}m[\mathcal{H}]$  defined by:

$$\begin{aligned} \mathcal{R}e[\mathcal{H}(\xi, t)] + i\mathcal{I}m[\mathcal{H}(\xi, t)] & \quad (38) \\ &= \int_{-1}^1 dx \left[ \frac{1}{\xi - x - i\epsilon} - \frac{1}{\xi + x - i\epsilon} \right] H(x, \xi, t). \end{aligned}$$

The average quark momentum fraction  $x$  is not observable in the process; it is integrated over with the quark propagators. Analytical properties of the amplitude in the Leading Order (LO) approximation lead to the dispersion relation:

$$\mathcal{R}e[\mathcal{H}(\xi, t)] \stackrel{\text{LO}}{=} D(t) + \frac{1}{\pi} \mathcal{P} \int_0^1 dx \left( \frac{1}{\xi - x} - \frac{1}{\xi + x} \right) \text{Im}\mathcal{H}(x, t) \quad (39)$$

where the subtraction constant is the so-called  $D$ -term. The dispersion relation allows us trading-off the two CFFs as unknowns with one CFF and the  $D$ -term [Rad13, Rad13-1]. For our purpose we recover the  $d_1(t)$  as the first coefficient in the Gegenbauer expansion of the  $D$ -term. Here, we truncate this expansion to  $d_1(t)$  only:

$$D(t) = \frac{1}{2} \int_{-1}^1 dz \frac{D(z, t)}{1 - z} \quad (40)$$

with

$$D(z, t) = (1 - z^2) \left[ d_1(t) C_1^{3/2}(z) + \dots \right] \quad (41)$$

and

$$-1 < z = \frac{x}{\xi} < 1. \quad (42)$$

Our starting points in the analysis are the global fits presented in [Kum10, Mul13], referred to as KM parameterization. The imaginary part of the amplitude is calculated from a parameterization of the GPDs along the diagonal  $x = \xi$ . The real part of the amplitude is then reconstructed assuming LO dominance and applying the dispersion relation. The  $\xi$ -dependence of the  $D$ -term is completely generated by the Gegenbauer expansion, restricted to the  $d_1(t)$  term only. Finally, the momentum transfer dependence of the  $d_1(t)$  term is given as a functional form, with three parameters  $d_1(0)$ ,  $M$ , and  $\alpha$ :

$$d_1(t) = d_1(0) \left( 1 - \frac{t}{M^2} \right)^{-\alpha} \quad (43)$$



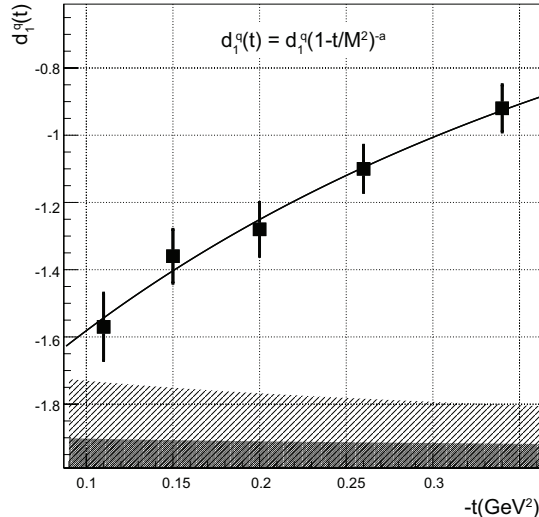


Figure 19. Example of a fit to  $d_1(t)$ . The error bars are from the fit to the cross sections at fixed value of  $-t$ . The single-shaded area at the bottom corresponds to the uncertainties from the extension of the fit into regions without data and is reflected in the green shaded area in Fig. 20. The double-shaded area corresponds with the projected uncertainties from future experiment [Elo16], as shown in Fig. 20 with the red shaded area. Uncertainties represent 1 standard gaussian deviation.

where the chosen form of  $d_1(t)$  with  $\alpha=3$  is consistent with the asymptotic behavior required by the dimensional counting rules in QCD [Lep80]. We adjust and fix the central values of the model parameters to the data at 6 GeV [Gir07, Jo15]. They include unpolarized and polarized beam cross-sections over a wide phase-space in the valence region, and support the model indicating that the GPD  $H$  largely dominates these observables. An illustration of a fit to the  $d_1(t)$  dependence is provided in Fig. 45. The data points correspond to the values extracted from the fit to the unpolarized cross section data. The experimental analysis shows that  $d_1(0)$  has a negative sign. This is consistent with several theoretical studies [Goe07, Kim12, Pas14]. The fit results in a  $d_1(0)$  value of

$$d_1(0) = -2.04 \pm 0.14(\text{stat.}) \pm 0.33(\text{syst.}). \quad (44)$$

The negative sign of  $d_1(0)$  found in this analysis seems deeply rooted in the spontaneous breakdown of chiral symmetry [Kiv01], which is a consequence of the transition of the microsecond old universe from its state of de-confined quarks and gluons to the state of confined quarks in stable protons. It is thus intimately connected to the stability of the proton [Goe07] and of the visible universe. We finally can relate the GFF  $d_1(t)$  to the pressure distribution *via* the spherical Bessel integral:

$$d_1(t) \propto \int d^3\mathbf{r} \frac{j_0(r\sqrt{-t})}{2t} p(r). \quad (45)$$

Our results on the quark pressure distribution in the proton are illustrated in Fig. 20. The black central line corresponds to pressure distribution  $r^2 p(r)$  extracted from the  $D$ -term parameters fitted to the published 6 GeV data [Jo15].

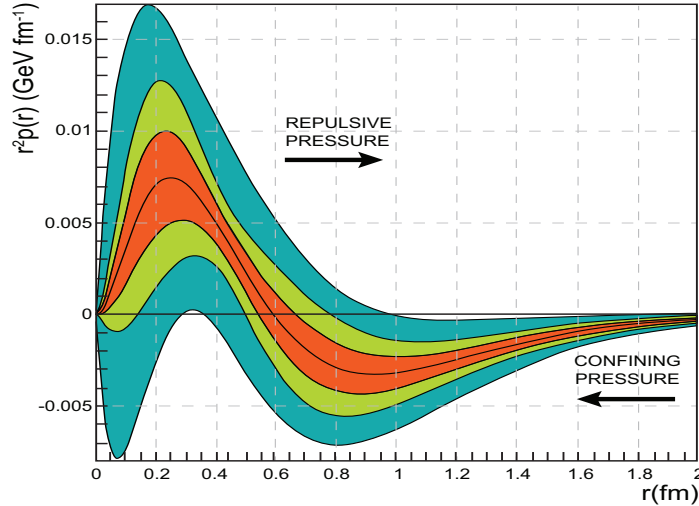


Figure 20. The radial pressure distribution in the proton. The graph shows the pressure distribution  $r^2 p(r)$  resulting from the interactions of the quarks in the proton versus the radial distance from the center in femtometer. The black central line corresponds to the pressure extracted from the  $D$ -term parameters fitted to the published data at 6 GeV [Jo15]. The corresponding estimated uncertainties are displayed as the shaded area shown in light green. Uncertainties represent 1 standard deviation.

The corresponding estimated uncertainties are displayed as the shaded area shown in light green. There is a positive core and a negative tail of the  $r^2 p(r)$  distribution as a function of the radial distance from the proton's center with a zero-crossing near 0.6 fm from that center. We also note that the regions where repulsive and binding pressures dominate are separated in radial space, with the repulsive distribution peaking near  $r=0.25$  fm, and the maximum of the negative pressure responsible for the binding occurring near  $r=0.8$  fm. The outer shaded area shown in dark green in Fig. 20 corresponds with the  $D$ -term uncertainties obtained in the global fit results from previous research [Kum10, Mul13]. They exhibit a shape similar to the light green area and confirm the robustness of the analysis procedure to extract the  $D$ -term. Here we remark that the pressure  $p(r)$  must satisfy the stability condition

$$\int_0^\infty r^2 p(r) dr = 0, \quad (46)$$

which is realized within the uncertainties of our analysis. The shape of the radial pressure distribution mimics closely the results obtained within the chiral quark soliton model [Goe07]. In this model, the proton is modeled as a chiral soliton in which constituent quarks are bound by a self-consistent pion field. The comparison with our results suggests that the pion field is significantly relevant for the description of the proton as a bound state of quarks.

*What positrons will add to this program?*

There are a couple of limiting factors in the analyses presented above. These are related to the limited experimental information that can be obtained from

having just polarized electron beam available:

- i)* The use of the dispersion relation in Eq. 39 to determine  $\mathcal{R}e[\mathcal{H}(\xi, t)]$ ;
- ii)* The need to extrapolate the  $t$ -dependence of the formula in Eq. 45.

While the extrapolation is unavoidable when extracting the pressure distribution over the entire radial distance, applying the dispersion relation in Eq. 39 at large  $-t$  values, where issues with convergence may occur, is problematic. It is therefore highly desirable to determine the subtraction term  $D(t)$  directly from the DVCS data without the need for applying the dispersion relation. Such a procedure requires to determine both the real and imaginary parts of the CFF  $\mathcal{H}(\xi, t)$  in Eq. (39) directly from experiment. The term  $D(t)$  can then be directly extracted. By isolating the terms  $\sigma_{INT}$  and  $\tilde{\sigma}_{INT}$ , the real and imaginary parts of the Compton amplitude can be separated. This is achieved by measuring the difference in the unpolarized cross sections and the helicity-dependent cross sections for (polarized) electrons and (polarized) positrons. From Fig. 18, we can infer that both of these observables can result in large cross section differences and polarization asymmetries, and can be well measured already with modest positron currents, by making use of the large acceptance capabilities of CLAS12.

While our focus for this letter is the determination of the pressure distribution and the shear forces in the proton, using a transversely spin polarized target and polarized electron and positron beams, the term  $\Delta\sigma_{INT}$  in Eq. 13 can be isolated. It is related to the GPD  $E$  through the CFF  $\mathcal{E}(\xi, t)$ , and thus to the angular momentum distribution in the proton. Measurement of  $\mathcal{E}(\xi, t)$  will allow for the extraction of the radial dependence of the angular momentum density in protons and can be determined in a fashion similar to the one described for the pressure distribution.

### 6.5 Experimental setup for DVCS experiments

Figure 21 shows generically how the electron-proton and the positron-proton DVCS experiments would be configured. Electrons and positrons will be detected in the forward detection system of CLAS12. However, for the positron run the torus magnet would have the reversed polarity so that positron trajectories would look identical to the electron trajectories in the electron-proton experiment, and limit systematic effects in acceptances. The recoil proton in both cases would be detected in the Central Detector at the same solenoid magnet polarity, also eliminating most systematic effects in the acceptances. However, there is a remaining systematic difference in the two configuration, as the forward scattered electron/positron would experience different transverse field components in the solenoid, which will cause the opposite azimuthal motion in  $\phi$  in the forward detector. A good understanding of the acceptances in both cases is therefore important. The high-energy photon is, of course, not affected by the magnetic field configuration.

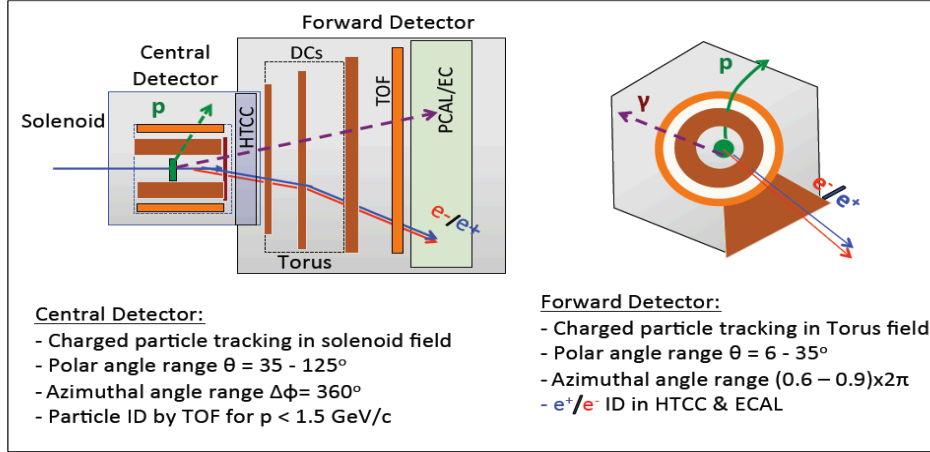


Figure 21. Generic CLAS12 configuration for the electron-proton and the positron-proton experiments. The central detector will detect the protons, and the bending in the magnetic solenoid field will be identical for the same kinematics. The electron and the positron, as well as the high-energy DVCS photon will be detected in the forward detector part. The electron and positron will be deflected in the torus magnetic field in the same way as the torus field direction will be opposite in the two experiments. The deflection in  $\phi$  due to the solenoid fringe field will be of same magnitude  $\Delta\phi$  but opposite in direction. The systematic of this shift can be controlled by doing the same experiment with opposite solenoid field directions that would result in the sign change of the  $\Delta\phi$ .

## 6.6 Summary

In this letter, we described the use of a new polarized positron beam in conjunction with the already available polarized electron beam to significantly enhance the program to study the generalized parton distribution and to extract physical quantities that are related to the mechanical properties of the proton, such as the distribution of shear forces, the pressure distribution, the mechanical radius of the proton, and the angular momentum distribution. These quantities have never been measured before as they couple directly only to the gravitational field. The development of the generalized parton distributions and their relationship to the gravitational form factors through the second Mellin moments made this feasible in an indirect way. First results have been obtained recently [Bur18]. An experiment has been approved by PAC44 using a polarized electron beam to improved the precision of the pressure distribution. The use of the CLAS12 detector to broaden this program is natural as the expected polarized positron current is much lower than what can be achieved with polarized electron beams, and fits naturally with the capabilities of the CLAS12. Simulations have been made with realistic beam currents and beam polarization that show that the relevant observables can be measured with good accuracy and will have a very significant scientific impact.

**Beam Charge Asymmetries for  
Deeply Virtual Compton Scattering  
on the Neutron  
with CLAS12 at 11 GeV**

**Abstract**

Measuring DVCS on a neutron target is a necessary step to deepen our understanding of the structure of the nucleon in terms of GPDs. The combination of neutron and proton targets allows to perform a flavor decomposition of the GPDs. Moreover, DVCS on a neutron target plays a complementary role to DVCS on a transversely polarized proton target in the determination of the GPD  $E$ , the least known and constrained GPD that enters Ji's angular momentum sum rule. We propose to measure, for the first time, the beam charge asymmetry (BCA) in the  $e^\pm d \rightarrow e^\pm n \gamma(p)$  reactions, with the upgraded 11 GeV CEBAF positron/electron beams and the CLAS12 detector. The exclusivity of the final state will be ensured by detecting in CLAS12 the scattered lepton, the photon (including the Forward Tagger at low polar angles), and the neutron. Running 80 days on a deuterium target at the maximum CLAS12 luminosity ( $10^{35} \text{ cm}^{-2} \cdot \text{s}^{-1}$ ) will yield a rich BCA data set in the 4-dimensional  $(Q^2, x_B, -t, \phi)$  phase space. This observable will significantly impact the experimental determination of the real parts of the  $\mathcal{E}_n$  and, to a lesser extent,  $\widetilde{\mathcal{H}}_n$  Compton form factors.

*Spokespersons: S. Niccolai (niccolai@ipno.in2p3.fr), E. Voutier*

## 7.1 Introduction

It is well known that the fundamental particles which form hadronic matter are the quarks and the gluons, whose interactions are described by the QCD Lagrangian. However, exact QCD-based calculations cannot yet be performed to explain all the properties of hadrons in terms of their constituents. Phenomenological functions need to be used to connect experimental observables with the inner dynamics of the constituents of the nucleon, the partons. Typical examples of such functions include form factors, parton densities, and distribution amplitudes. The GPDs are nowadays the object of intense research effort in the perspective of unraveling nucleon structure. They describe the correlations between the longitudinal momentum and transverse spatial position of the partons inside the nucleon, they give access to the contribution of the orbital momentum of the quarks to the nucleon, and they are sensitive to the correlated  $q\bar{q}$  components of the nucleon wave function [Mul94, Die03, Bel05].

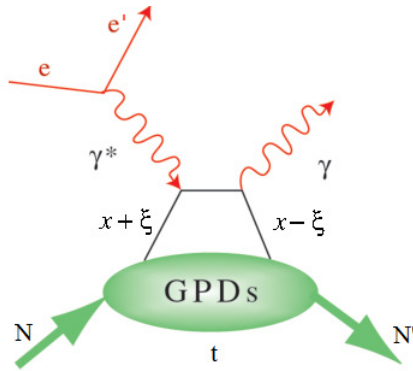


Figure 22. The handbag diagram for the DVCS process on the nucleon  $eN \rightarrow e'N'\gamma'$ ; here  $x+\xi$  and  $x-\xi$  are the longitudinal momentum fractions of the struck quark before and after scattering, respectively, and  $t = (N - N')^2$  is the squared four-momentum transfer between the initial and final nucleons.  $\xi \simeq x_B/(2 - x_B)$  is proportional to the Bjorken scaling variable  $x_B = Q^2/2M\nu$ , where  $M$  is the nucleon mass and  $\nu$  is the energy transferred to the quark.

The nucleon GPDs are the structure functions which are accessed in the measurement of the exclusive lepton production of a photon (i.e. DVCS) or of a meson on the nucleon, at sufficiently large photon virtuality ( $Q^2$ ) for the reaction to happen at the parton level. Figure 22 illustrates the leading process for DVCS, also called “handbag diagram”. At leading-order QCD and at leading twist, considering only quark-helicity conserving quantities and the quark sector, the process is described by four GPDs:  $H^q, \bar{H}^q, E^q, \bar{E}^q$ , one for each quark flavor  $q$ , that account for the possible combinations of relative orientations of the nucleon spin and quark helicities between the initial and final states.  $H^q$  and  $E^q$  do not depend on the quark helicity and are therefore called unpolarized GPDs while  $\bar{H}^q$  and  $\bar{E}^q$  depend on the quark helicity and are called polarized GPDs.  $H^q$  and  $\bar{H}^q$  conserve the spin of the nucleon, whereas  $E^q$  and  $\bar{E}^q$  correspond to a nucleon-spin flip.

The GPDs depend upon three variables,  $x, \xi$  and  $t$ :  $x + \xi$  and  $x - \xi$  are the longitudinal momentum fractions of the struck quark before and after scattering, respectively, and  $t$  is the squared four-momentum transfer between the

initial and final nucleon (see caption of Fig. 22 for definitions). The transverse component of  $t$  is the Fourier-conjugate of the transverse position of the struck parton in the nucleon. Among these three variables, only  $\xi$  and  $t$  are experimentally accessible with DVCS.

The DVCS amplitude is proportional to combinations of integrals over  $x$  of the form

$$\int_{-1}^1 dx F(\mp x, \xi, t) \left[ \frac{1}{x - \xi + i\epsilon} \pm \frac{1}{x + \xi - i\epsilon} \right], \quad (47)$$

where  $F$  represents one of the four GPDs. The top combination of the plus and minus signs applies to unpolarized GPDs ( $H^q, E^q$ ), and the bottom combination of signs applies to the polarized GPDs ( $\widetilde{H}^q, \widetilde{E}^q$ ). Each of these 4 integrals or Compton Form Factors (CFFs) can be decomposed into their real and imaginary parts, as following:

$$\Re[\mathcal{F}(\xi, t)] = \mathcal{P} \int_{-1}^1 dx \left[ \frac{1}{x - \xi} \mp \frac{1}{x + \xi} \right] F(x, \xi, t) \quad (48)$$

$$\Im[\mathcal{F}(\xi, t)] = -\pi[F(\xi, \xi, t) \mp F(-\xi, \xi, t)], \quad (49)$$

where  $\mathcal{P}$  is Cauchy's principal value integral and the sign convention is the same as in Eq. 47. The information that can be extracted from the experimental data at a given  $(\xi, t)$  point depends on the measured observable.  $\Re[\mathcal{F}]$  is accessed primarily measuring observables which are sensitive to the real part of the DVCS amplitude, such as double-spin asymmetries, beam charge asymmetries or unpolarized cross sections.  $\Im[\mathcal{F}]$  can be obtained measuring observables sensitive to the imaginary part of the DVCS amplitude, such as single-spin asymmetries or the difference of polarized cross-sections. However, knowing the CFFs does not define the GPDs uniquely. A model input is necessary to deconvolute their  $x$ -dependence.

The DVCS process is accompanied by the BH process (Fig. 2), in which the final-state real photon is radiated by the incoming or scattered electron and not by the nucleon itself. The BH process, which is not sensitive to GPDs, is experimentally indistinguishable from DVCS and interferes with it at the amplitude level (Sec. 2.2). However, considering that the nucleon form factors are well known at small  $t$ , the BH process is precisely calculable.

## 7.2 Neutron GPDs and flavor separation

The importance of neutron targets in the DVCS phenomenology was clearly established in the pioneering Hall A experiment, where the polarized-beam cross section difference off a neutron, from a deuterium target, was measured [Maz07]. Measuring neutron GPDs in complement to proton GPDs allows for their quark-flavor separation. For instance, the  $\mathcal{E}$ -CFF of the proton and of the neutron can be expressed as

$$\mathcal{E}_p(\xi, t) = \frac{4}{9}\mathcal{E}^u(\xi, t) + \frac{1}{9}\mathcal{E}^d(\xi, t) \quad (50)$$

$$\mathcal{E}_n(\xi, t) = \frac{1}{9}\mathcal{E}^u(\xi, t) + \frac{4}{9}\mathcal{E}^d(\xi, t) \quad (51)$$

(and similarly for  $\mathcal{H}$ ,  $\widetilde{\mathcal{H}}$  and  $\widetilde{\mathcal{E}}$ ). The  $u$ - and  $d$ -quark CFFs can be determined as:

$$\mathcal{E}^u(\xi, t) = \frac{9}{15} [4\mathcal{E}_p(\xi, t) - \mathcal{E}_n(\xi, t)] \quad (52)$$

$$\mathcal{E}^d(\xi, t) = \frac{9}{15} [4\mathcal{E}_n(\xi, t) - \mathcal{E}_p(\xi, t)] . \quad (53)$$

An extensive experimental program dedicated to the measurement of the DVCS reaction on a proton target has been approved at Jefferson Lab, in particular with CLAS12. Single-spin asymmetries with polarized beam and/or linearly or transversely polarized proton targets, as well as unpolarized and polarized cross sections, will be measured with high precision over a vast kinematic coverage. A similar experimental program on the neutron will allow the quark flavor separation of the various GPDs. The beam spin asymmetry for n-DVCS, particularly sensitive to the GPD  $E_n$  will be soon measured at CLAS12, involving direct detection of the active neutron [Nic11], unlike the pioneer Hall A measurement [Maz07]. Additionally, the measurement of single- and double-spin asymmetries with a longitudinally polarized neutron target is also foreseen for the nearby future at CLAS12 [Nic15]. The present LOI focuses on the extraction of one more observable, the beam charge asymmetry. The next sections outline the benefits of this observable for the determination of the CFFs.

### 7.3 Beam charge asymmetry

Considering unpolarized electron and positron beams, the sensitivity of the  $eN \rightarrow eN\gamma$  cross section to the lepton-beam charge (Sec. 2.2) can be expressed with the beam-charge asymmetry observable [Hos16]

$$A_C(\phi) = \frac{d^4\sigma^+ - d^4\sigma^-}{d^4\sigma^+ + d^4\sigma^-} = \frac{d^4\sigma_{UU}^I}{d^4\sigma_{UU}^{\text{BH}} + d^4\sigma_{UU}^{\text{DVCS}}} , \quad (54)$$

which isolates the BH-DVCS interference contribution at the numerator and the DVCS amplitude at the denominator. Following the harmonic decomposition of observables proposed in Ref. [Bel02],

$$d^4\sigma_{UU}^{\text{BH}} = \frac{K_1}{\mathcal{P}_1(\phi)\mathcal{P}_2(\phi)} \sum_{n=1}^2 c_{n,\text{unp}}^{\text{BH}} \cos(n\phi) \quad (55)$$

$$d^4\sigma_{UU}^{\text{DVCS}} = \frac{K_3}{Q^2} \sum_{n=0}^2 c_{n,\text{unp}}^{\text{DVCS}} \cos(n\phi) , \quad (56)$$



and

$$d^4\sigma_{UU}^I = \frac{K_2}{\mathcal{P}_1(\phi)\mathcal{P}_2(\phi)} \sum_{n=0}^3 c_{n,\text{unp}}^I \cos(n\phi) \quad (57)$$

where  $K_i$ 's are kinematical factors, and  $P_i(\phi)$ 's are the BH propagators. Because of the  $1/Q^2$  kinematical suppression of the DVCS amplitude, the dominant contribution to the denominator of Eq. 54 originates from the BH amplitude. At leading twist, the dominant coefficients to the numerator are  $c_{0,\text{unp}}^I$  and  $c_{1,\text{unp}}^I$

$$c_{0,\text{unp}}^I \propto -\frac{\sqrt{-t}}{Q} c_{1,\text{unp}}^I \quad (58)$$

$$c_{1,\text{unp}}^I \propto \Re \left[ F_1 \mathcal{H} + \xi(F_1 + F_2) \widetilde{\mathcal{H}} - \frac{t}{4M^2} F_2 \mathcal{E} \right]. \quad (59)$$

Given the relative strength of  $F_1$  and  $F_2$  at small  $t$  for a neutron target, the beam charge asymmetry becomes

$$A_C(\phi) \propto \frac{1}{F_2} \Re \left[ \xi \widetilde{\mathcal{H}}_n - \frac{t}{4M^2} \mathcal{E}_n \right]. \quad (60)$$

Therefore, the BCA is mainly sensitive to the real part of the GPD  $E_n$  and, for selected kinematics, to the real part of the GPD  $\widetilde{H}_n$ .

Considering polarized electron and positron beams, two additional observables can be constructed: the charge difference ( $\Delta_C^{LU}$ ) and the charge average ( $\Sigma_C^{LU}$ ) beam helicity asymmetries [Hos16]:

$$\Delta_C^{LU}(\phi) = \frac{(d^4\sigma_+^+ - d^4\sigma_-^+) - (d^4\sigma_+^- - d^4\sigma_-^-)}{d^4\sigma_+^+ + d^4\sigma_-^+ + d^4\sigma_+^- + d^4\sigma_-^-} = \frac{d^4\sigma_{LU}^I}{d^4\sigma_{UU}^{\text{BH}} + d^4\sigma_{UU}^{\text{DVCS}}} \quad (61)$$

$$\Sigma_C^{LU}(\phi) = \frac{(d^4\sigma_+^+ - d^4\sigma_-^+) + (d^4\sigma_+^- - d^4\sigma_-^-)}{d^4\sigma_+^+ + d^4\sigma_-^+ + d^4\sigma_+^- + d^4\sigma_-^-} = \frac{d^4\sigma_{LU}^{\text{DVCS}}}{d^4\sigma_{UU}^{\text{BH}} + d^4\sigma_{UU}^{\text{DVCS}}} \quad (62)$$

which single out the sensitivity to the beam polarization of the interference and DVCS amplitudes. Following Ref. [Bel02], these can be written as:

$$d^4\sigma_{LU}^I = \frac{K_2}{\mathcal{P}_1(\phi)\mathcal{P}_2(\phi)} \sum_{n=1}^2 s_{n,\text{unp}}^I \sin(n\phi) \quad (63)$$

$$d^4\sigma_{LU}^{\text{DVCS}} = \frac{K_3}{Q^2} s_{1,\text{unp}}^{\text{DVCS}} \sin(\phi), \quad (64)$$

where  $s_{1,\text{unp}}^I$  is the dominant twist-2 contribution, proportional to the imaginary part of  $c_{1,\text{unp}}^I$  (Eq. 59), and  $s_{2,\text{unp}}^I$  and  $s_{1,\text{unp}}^{\text{DVCS}}$  are twist-3 contributions with distinct GPD dependence and different harmonic behaviour. Eq. 61 should be

compared to the beam-spin asymmetry (BSA) observable

$$A_{LU}(\phi) = \frac{d^4\sigma_+^- - d^4\sigma_-^-}{d^4\sigma_+^- + d^4\sigma_-^-} = \frac{d^4\sigma_{LU}^{\text{DVCS}} - d^4\sigma_{LU}^{\text{I}}}{d^4\sigma_{UU}^{\text{BH}} - d^4\sigma_{UU}^{\text{I}} + d^4\sigma_{UU}^{\text{DVCS}}}, \quad (65)$$

to be measured at CLAS12 with a polarized electron beam. Eq. 65 can be expressed as

$$A_{LU} = \frac{\Sigma_{\text{C}}^{LU}}{1 - A_{\text{C}}} - \frac{\Delta_{\text{C}}^{LU}}{1 - A_{\text{C}}}. \quad (66)$$

At leading twist  $\Sigma_{\text{C}}^{LU}=0$ , and  $A_{LU}$  differs from  $\Delta_{\text{C}}^{LU}$  due to the contribution of the polarization-independent part of the interference amplitude in the denominator. In that sense,  $\Delta_{\text{C}}^{LU}$  offers a complementary observable for the extraction of the CFFs. On the other hand,  $\Sigma_{\text{C}}^{LU}$  represents a new observable measuring the effects of higher twist in the  $eN\gamma$  reaction. However, corresponding asymmetries are assumed to be small and then difficult to assess with precision. While the present LOI concerns the BCA measurement, it should be stress that polarization observables will come from free if, as expected, the proposed positron beam at JLab operates similarly to the actual electron beam.

#### 7.4 Experimental set-up

We are proposing to measure the beam charge asymmetry for the electroproduction of photons on the neutron using a liquid deuterium target, the 11 GeV CEBAF electron beam, and the proposed 11 GeV positron beam. The scattered electrons/positrons and photons will be detected with the CLAS12 detector in its baseline configuration, completed at small angles with the Forward Tagger (FT) [Bat11]. The detection of the active neutrons will be accomplished with the CND (Central Neutron Detector) and the CTOF (Central Time-of-Flight) at backwards angles, and the FEC (Forward Electromagnetic Calorimeter), the PCAL (Preshower Calorimeter), and the FTOF (Forward Time-of-Flight) at forward angles. In order to match the detector acceptance for the different lepton beam charges, the positron data taking will be performed with opposite polarities for the CLAS12 torus and solenoid, with respect to the electron data taking.

An event generator (GENEPI) for the DVCS, the BH and exclusive  $\pi^0$  electroproduction processes on the neutron inside a deuterium target was developed [Ala09]. The DVCS amplitude is calculated according to the BKM formalism [Bel02], while the GPDs are taken from the standard CLAS DVCS generator [Van99, Goe01]. The initial Fermi-motion distribution of the neutron is determined from the Paris potential [Lac80]. The output of the event generator was fed through CLAS12 FASTMC, to simulate acceptance and resolution effects in CLAS12. Kinematic cuts to ensure the applicability of the GPD formalism ( $Q^2 > 1 \text{ GeV}^2/c^2$ ,  $t > -1.2 \text{ GeV}^2/c^2$ ,  $W > 2 \text{ GeV}$ ) have been applied. Figure 23(left) shows the coverage in  $Q^2$ ,  $x_B$  and  $t$  obtained for the  $D(e, en\gamma)p$  reaction with an electron or positron beam energy of 11 GeV and the appropriate magnet polarities. The three plots in Fig. 23(right) shows the energy/momentum distributions of final state particles: as expected, the

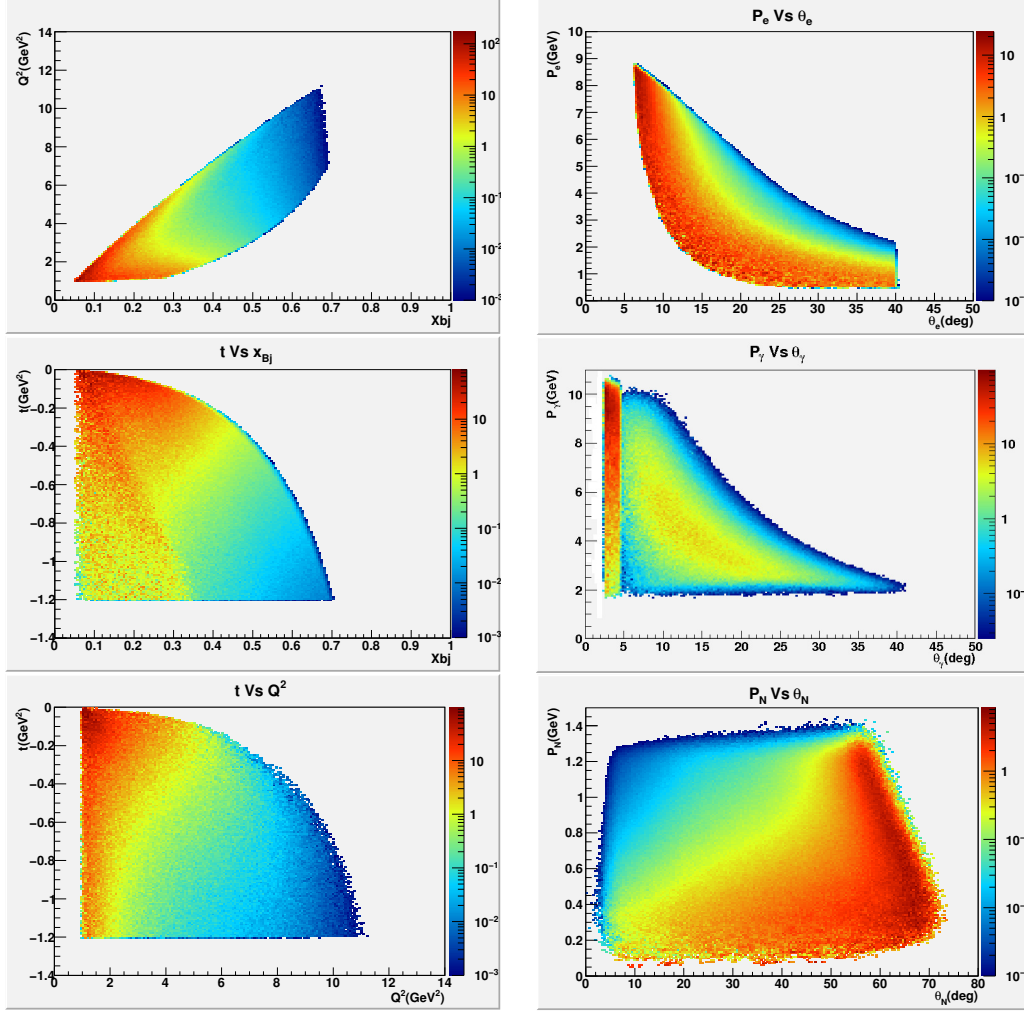


Figure 23. (left) Distributions of the kinematic variables for n-DVCS events, including acceptance and physics cuts:  $(Q^2, x_B)$  phase space (top),  $(t, x_B)$  phase space (middle), and  $(t, Q^2)$  phase space (bottom). (right) Momentum distribution as function of polar angle for the  $en\gamma(p)$  final state: electron/positron (top), photon (middle), and neutron momentum (bottom).

scattered leptons and the photons are mostly emitted at forward angles, while the recoil neutrons populate dominantly the backward angles region.

### 7.5 Projections for the beam-charge asymmetry

The expected number of reconstructed  $en\gamma(p)$  events was determined as a function of the kinematics. An overall 10% neutron-detection efficiency for neutrons with  $\theta > 40^\circ$  was assumed (CND+CTOF). The detection efficiencies for electrons/positrons and photons are assumed to be 100%, within the fiducial cuts. Considering the always-improving performance of the CLAS12 data-acquisition system, the operation of CLAS12 at its design luminosity  $\mathcal{L} = 10^{35} \text{ cm}^{-2}\cdot\text{s}^{-1}$  per nucleon, corresponding to 60 nA electron and positron beam currents, is assumed for the present data projections. An overall data

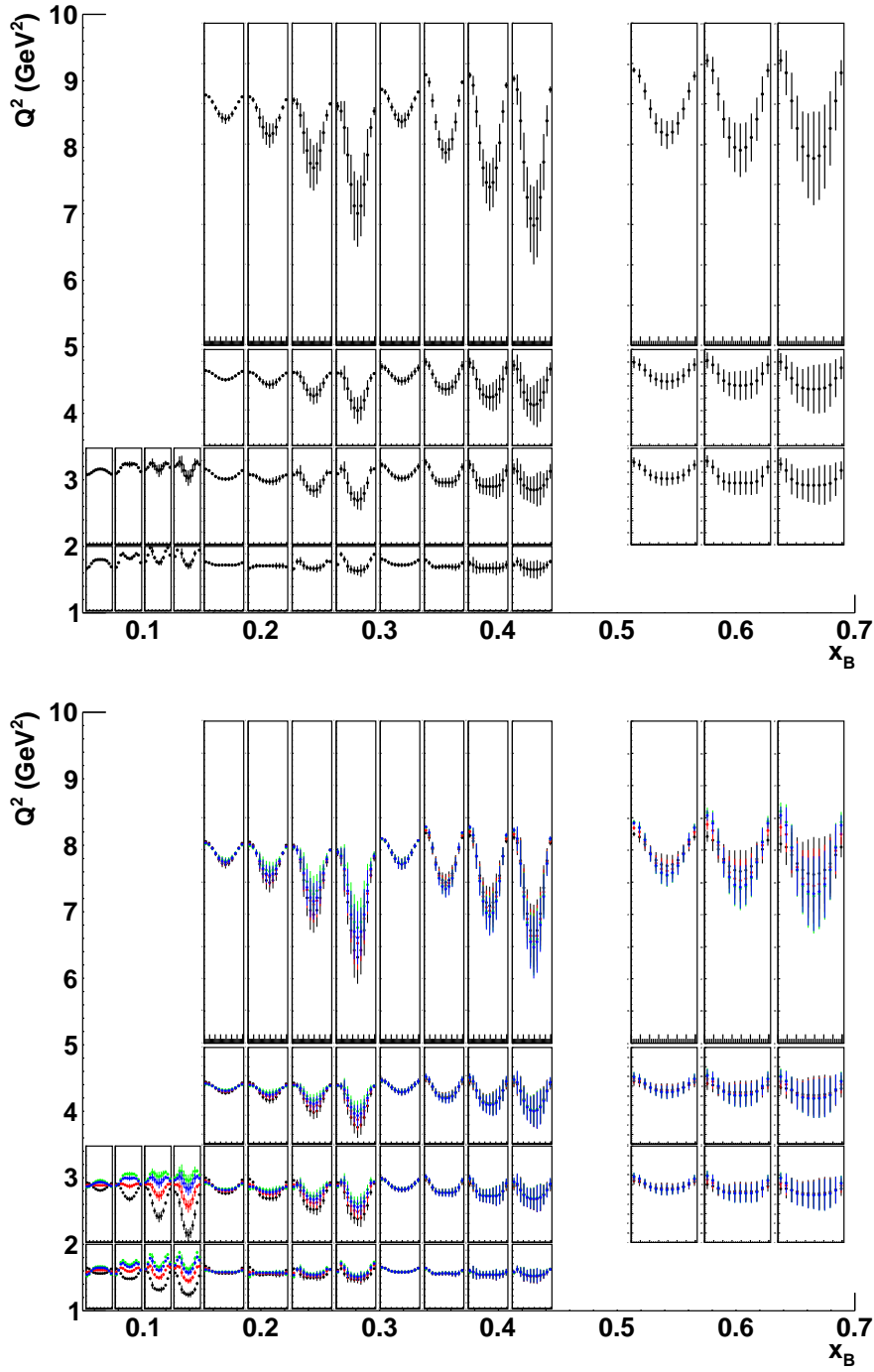


Figure 24. Projected BCA data for the  $D(e, en\gamma)p$  reaction as predicted by the VGG model for  $(J_u, J_d) = (0.3, 0.1)$  (top) and alternative combinations (bottom). The bottom plot compares  $(J_u, J_d)$ :  $(0.3, 0.1)$  (black),  $(0.2, 0.0)$  (red),  $(0.1, -0.1)$  (green), and  $(0.3, -0.1)$  (blue). The vertical axis scale ranges from  $-0.3$  to  $0.1$  for the top plot and from  $-0.3$  to  $0.2$  for the bottom plot. The error bars reflect the expected statistical uncertainties for 80 days of beam time at a luminosity of  $10^{35} \text{ cm}^{-2} \cdot \text{s}^{-1}$  per nucleon.

taking time of 80 days, equally shared between electrons and positrons, is also considered. The following 4-dimensional grid of bins has been adopted:

- 4 bins in  $Q^2$  [1, 2, 3.5, 5, 10 GeV<sup>2</sup>/c<sup>2</sup>];
- 4 bins in  $-t$  [0, 0.2, 0.5, 0.8, 1.2 GeV<sup>2</sup>/c<sup>2</sup>];
- 4 bins in  $x_B$  [0.05, 0.15, 0.3, 0.45, 0.7];
- 12 bins in  $\phi$ , each 30° wide.

For each bin, the beam charge asymmetry (BCA) is experimentally reconstructed as

$$A_C = \frac{(N^+/Q^+) - (N^-/Q^-)}{(N^+/Q^+) + (N^-/Q^-)} \quad (67)$$

where  $Q^\pm$  is the integrated charge for lepton beam of each polarity ( $Q^+=Q^-$  in the present evaluation), and  $N^\pm$  is the corresponding number of  $en\gamma(p)$  events. For each bin  $N^\pm$  is computed as:

$$N^\pm = \mathcal{L}^\pm \cdot T \cdot \frac{d\sigma}{dQ^2 dx_B dt d\phi} \cdot \Delta t \cdot \Delta Q^2 \cdot \Delta x_B \cdot \Delta \phi \cdot \mathcal{A} \cdot \epsilon_n, \quad (68)$$

where  $\mathcal{L}^\pm$  is the beam luminosity,  $T$  is the running time,  $d^4\sigma/dQ^2 dx_B dt d\phi$  is the 4-fold differential cross section,  $\Delta Q^2 \Delta x_B \Delta t \Delta \phi$  is the full bin width,  $\mathcal{A}$  is the bin by bin acceptance, and  $\epsilon_n$  is the neutron-detection efficiency. The statistical errors on the BCA depend on the BCA magnitude via the formula:

$$\sigma(A_C) = \sqrt{\frac{1 - A_C^2}{N}} \quad (69)$$

where  $N=N^+ + N^-$  is the total number of events in each bin. Figure 24(top) shows the expected statistical accuracy of the proposed BCA measurement. The magnitude of the BCA is obtained for each bin with the VGG model assuming  $J_u = 0.3$  and  $J_d = 0.1$ . Figure 24(bottom) shows the BCA for different  $(J_u, J_d)$  values. It should be noted that the BCA is particularly sensitive to  $(J_u, J_d)$  at small  $x_B$ , in comparison to the beam-spin asymmetry which depends linearly on  $(J_u, J_d)$ . This is most likely an effect of the  $x$ -dependence of GPDs.

Summing  $N^\pm$  over for the full grid of bins, about  $25 \times 10^6$   $en\gamma(p)$  events are expected to be collected over the full kinematic range for 80 days of running.

## 7.6 Extraction of Compton form factors

In order to establish the impact of proposed experiment on the CLAS12 n-DVCS program, the four sets of projected asymmetries BSA [Nic11], TSA and DSA [Nic15], and BCA (Fig. 24(top)), for all kinematic bins, were processed using a fitting procedure [Gui08, Gui13] to extract the neutron CFFs. This approach is based on a local-fitting method at each given experimental  $(Q^2, x_B, -t)$  kinematic point. In this framework, there are eight real CFF-related quantities

$$F_{Re}(\xi, t) = \Re[\mathcal{F}(\xi, t)] \quad (70)$$

$$F_{Im}(\xi, t) = -\frac{1}{\pi} \Im[\mathcal{F}(\xi, t)] = [F(\xi, \xi, t) \mp F(-\xi, \xi, t)], \quad (71)$$

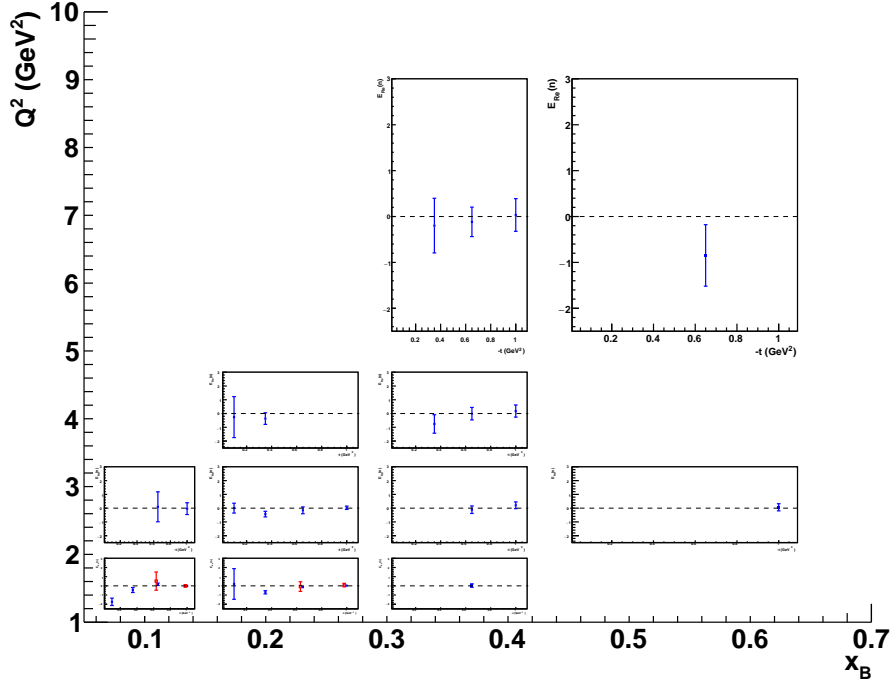


Figure 25.  $E_{Re}(n)$  as a function of  $-t$ , for all bins in  $Q^2$  and  $x_B$ . The blue points are the results of the fits including the proposed BCA while the red ones include only already approved experiments.

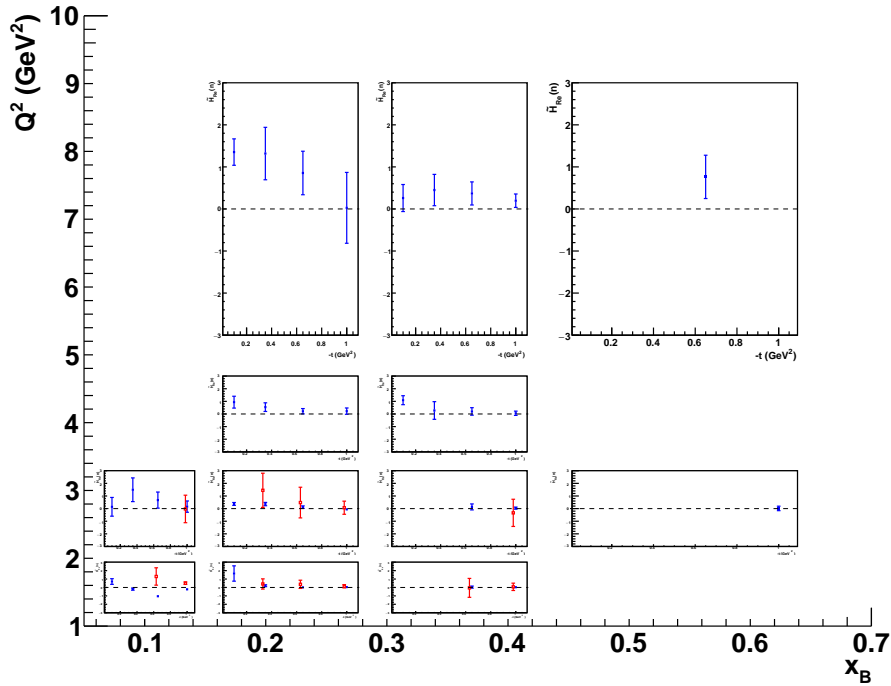


Figure 26.  $\widetilde{H}_{Re}(n)$  as a function of  $-t$ , for all bins in  $Q^2$  and  $x_B$ . The blue points are the results of the fits including the proposed BCA while the red ones include only already approved experiments.

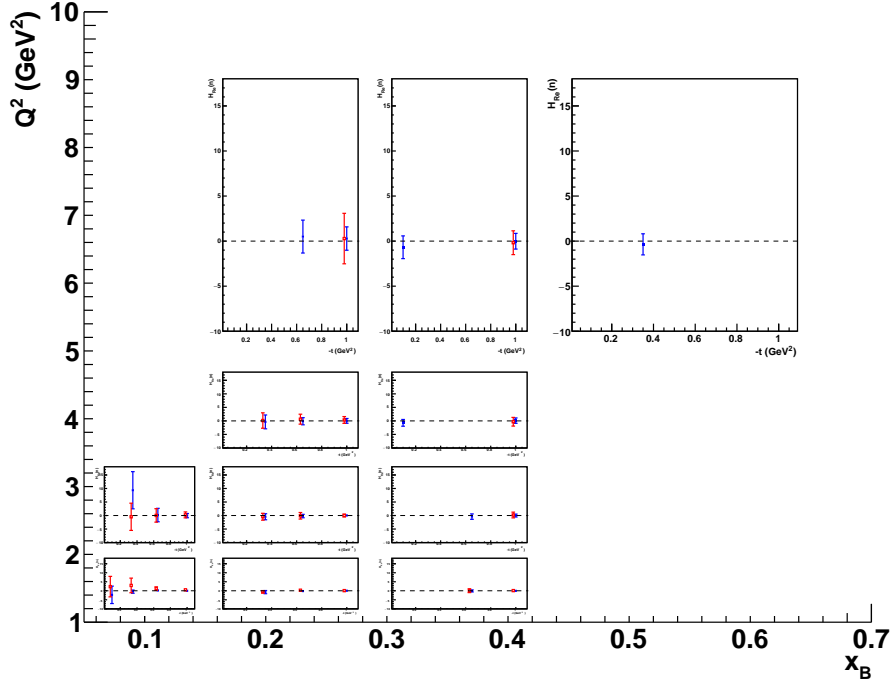


Figure 27.  $H_{Re}(n)$  as a function of  $-t$ , for all bins in  $Q^2$  and  $x_B$ . The blue points are the results of the fits including the proposed BCA while the red ones include only already approved experiments.

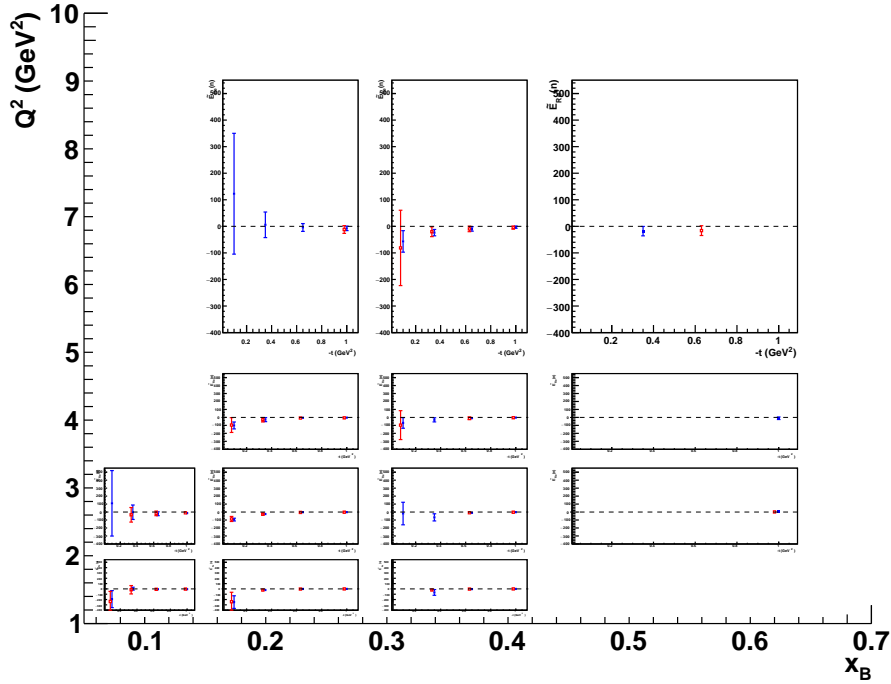


Figure 28.  $\widetilde{E}_{Re}(n)$  as a function of  $-t$ , for all bins in  $Q^2$  and  $x_B$ . The blue points are the results of the fits including the proposed BCA while the red ones include only already approved experiments.

where the sign convention is the same as for Eq. 47. These CFFs are the

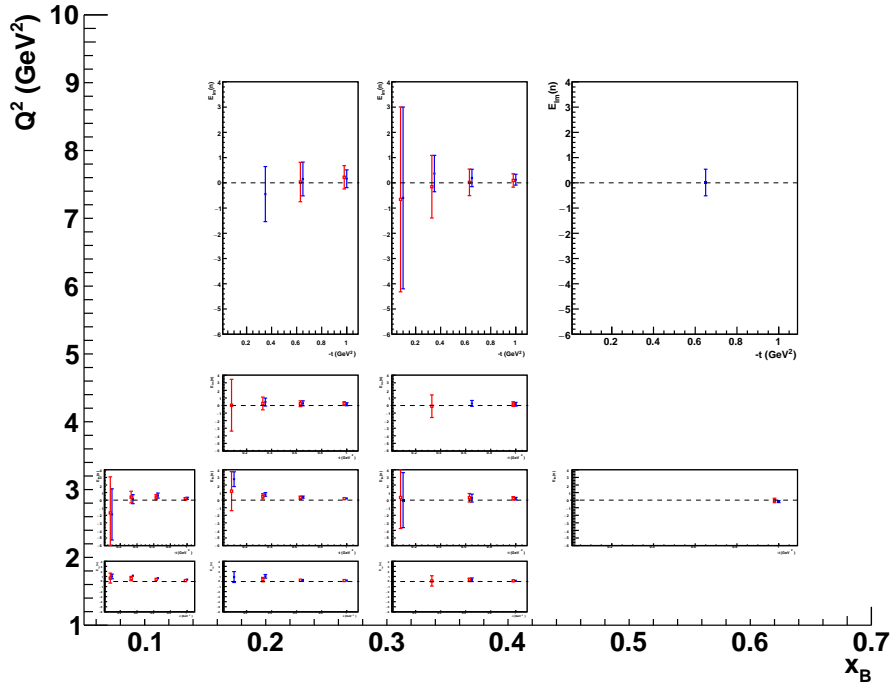


Figure 29.  $E_{Im}(n)$  as a function of  $-t$ , for all bins in  $Q^2$  and  $x_B$ . The blue points are the results of the fits including the proposed BCA while the red ones include only already approved experiments.

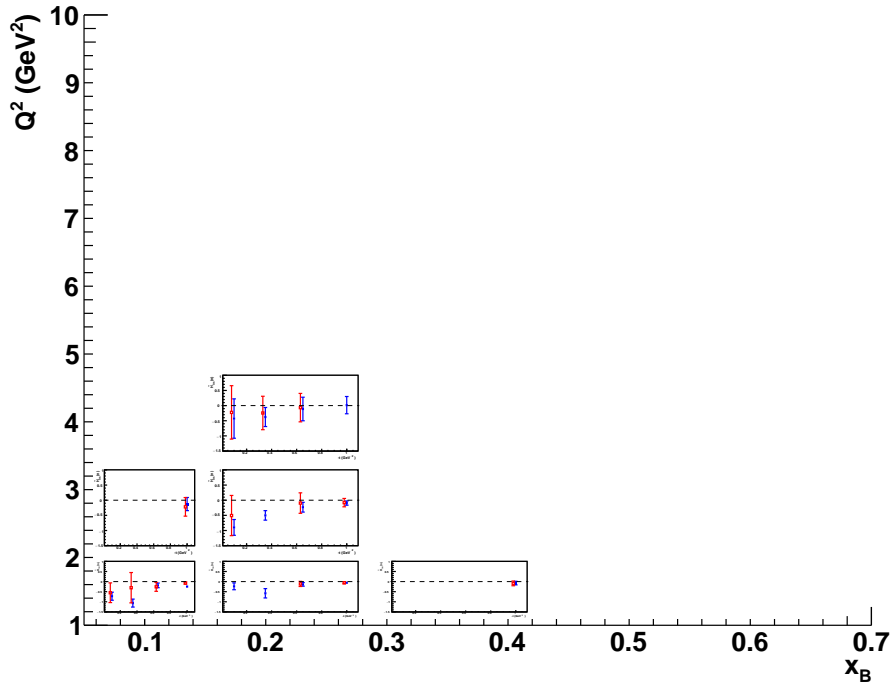


Figure 30.  $\widetilde{H}_{Im}(n)$  as a function of  $-t$ , for all bins in  $Q^2$  and  $x_B$ . The blue points are the results of the fits including the proposed BCA while the red ones include only already approved experiments.



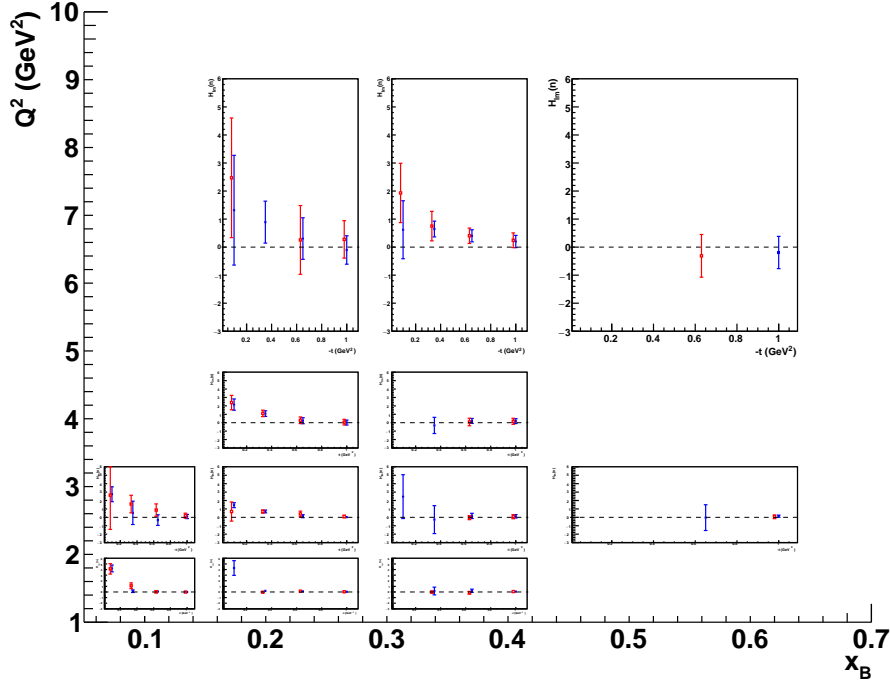


Figure 31.  $H_{Im}(n)$  as a function of  $-t$ , for all bins in  $Q^2$  and  $x_B$ . The blue points are the results of the fits including the proposed BCA while the red ones include only already approved experiments.

almost-free<sup>1</sup> parameters to be extracted from DVCS observables using the well-established theoretical description of the process based on the DVCS and BH mechanisms. The BH amplitude is calculated exactly while the DVCS one is determined at the QCD leading twist [Van99].

As there are eight CFF-related free parameters, including more observables measured at the same kinematic points will result in tighter constraint on the fit and will increase the number of CFFs and their accuracy. In the adopted version of the fitter code,  $\widetilde{E}_{Im}(n)$  is set to zero, as  $\widetilde{E}_n$  is assumed to be purely real. Thus, seven out of the eight real and imaginary parts of the CFFs are left as free parameters in the fit. The results for the 7 neutron CFFs are shown in Figs. 25-30, as a function of  $-t$ , and for each bin in  $Q^2$  and  $x_B$ . The blue points are the CFFs resulting from the fits of the four observables, while the red ones are the CFFs obtained fitting only the projections of the currently approved n-DVCS experiments. The error bars reflect both the statistical precision of the fitted observables and their sensitivity to that particular CFF. Only results for which the error bars are non zero, and therefore the fits properly converged, are included in the figures.

The major impact of the proposed experiment is, as expected, on  $E_{Re}(n)$ , for which the already approved projections have hardly any sensitivity. Thanks to the proposed BCA measurement,  $E_{Re}(n)$  will be extracted over basically the whole phase space. A considerable extension in the coverage will be obtained also for  $\widetilde{H}_{Re}(n)$ . An overall improvement to the precision on the other CFFs,

<sup>1</sup> The values of the CFFs are allowed to vary within  $\pm 5$  times the values predicted by the VGG model [Van99, Gui05].

as well as an extension in their kinematic coverage will also be induced by the proposed n-DVCS BCA dataset.

### 7.7 Systematic uncertainties

The goal of this experiment is to measure beam charge asymmetries which are ratios of absolute cross sections. In this ratio, several charge-independent

Source of error	$\sigma(A_C)^{Sys.}$
Beam charge measurement	3%
$\pi^0$ contamination	5%
Acceptance	3%
Radiative corrections	3%
n- $\gamma$ misidentification	5%
Total	9%

Table 5. Expected systematic uncertainties of the proposed measurement.

terms, such as acceptances, efficiencies, and radiative corrections, cancel out at first order. The BCA systematics comprises several contributions (Tab. 5) of comparable magnitude. The  $\pi^0$ -background evaluation, which depends on the accuracy of the description of the detector acceptance and efficiency, will contribute 5% to the overall systematic uncertainties. A similar contribution is expected from n- $\gamma$  misidentification. Due to its strong variation as a function of  $\phi$ , the acceptance will bring an additional 3% systematic error. A summary of the uncertainties induced by the various sources is reported in Tab. 5. The total systematic uncertainty is expected to be of the order of 9%.

### 7.8 Summary

The strong sensitivity to the real part of the GPD  $E^q$  of the beam charge asymmetry for DVCS on a neutron target makes the measurement of this observable particularly important for the experimental GPD program of Jefferson Lab.

GEANT4-based simulations show that a total of 80 days of beam time at full luminosity with CLAS12 will allow to collect good statistics for the n-DVCS BCA over a large phase space. The addition of this observable to already planned measurements with CLAS12, will permit the model-independent extraction of the real parts of the  $\mathcal{E}_n$  and  $\widetilde{\mathcal{H}}_n$  CFF of the neutron over the whole available phase space. Combining all the neutron and the proton CFFs obtained from the fit of n-DVCS and p-DVCS observables to be measured at CLAS12, will ultimately allow the quark-flavor separation of all GPDs.

## 8 pDVCS-SHMS

*Spokesperons:*

9 Dark photon search

**Searching for Dark Photon  
with Positrons at Jefferson Lab**

**Abstract**

*Spokespersons: M. Battaglieri, A. Celentano, L. Marsicano  
([lmarsicano@ge.infn.it](mailto:lmarsicano@ge.infn.it))*

## 9.1 Theoretical background

The Standard Model (SM) of elementary particles and interactions is able to describe with an extraordinary precision ordinary matter in a variety of different environments and energy scales. However, some phenomena such as Dark Matter (DM), neutrino masses and matter-antimatter asymmetry do not fit in the scheme, calling for new physics beyond the SM. DM existence is highly motivated by various astrophysical observations but its fundamental properties remain to date unknown. Experimental efforts have been mainly focused, until today, in the WIMPs search (Weakly Interacting Massive Particles): in this paradigm, DM is made of particles with mass of order of  $\sim 100 - 1000$  GeV interacting with the Standard Model via Weak force. Despite attaining the highest energy ever reached at accelerators, LHC has not yet been able to provide evidence for WIMPs-like particles. The same null results in direct detection of halo DM strongly constrains this class of models.

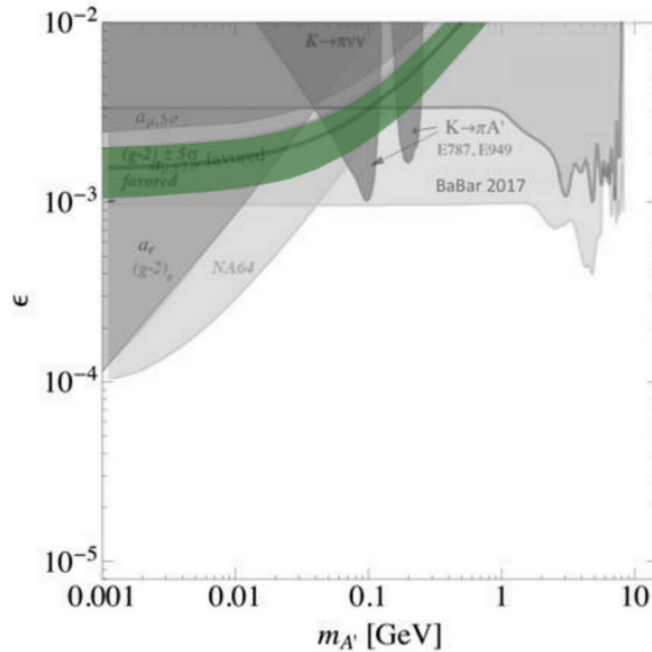


Figure 32. Current exclusion limits for  $A'$  invisible decay.

Recently, the interest in new scenarios predicting DM candidates with lower masses has grown. Various models postulate the existence of a hidden sector interacting with the visible world through new *portal* interactions that are constrained by the symmetries of the SM. In particular, DM with mass below  $1 \text{ GeV}/c^2$  interacting with the Standard model particles via a light boson (a heavy photon or  $A'$ , also called dark photon) represents a well motivated scenario that generated many theoretical and phenomenological studies. In this specific scenario the DM, charged under a new gauge symmetry  $U(1)_D$  [Hol86], interacts with electromagnetic charged SM particles through the exchange of a dark photon. The interaction between the  $A'$  and SM particles is generated effectively by a *kinetic mixing* operator. The low energy effective Lagrangian

extending the SM to include dark photons can thus be written as

$$L_{eff} = L_{SM} - \frac{\epsilon}{2} F^{\mu\nu} F'_{\mu\nu} - \frac{1}{4} F'^{\mu\nu} F'_{\mu\nu} + \frac{1}{2} m_{A'}^2 A'_\mu A'^\mu \quad (72)$$

where  $F_{\mu\nu}$  is the usual electromagnetic tensor,  $F'_{\mu\nu}$  is the  $A'$  field strength,  $m_{A'}$  is the mass of the heavy photon, and  $\epsilon$  is the mixing coupling constant. In this scenario, SM particles acquire a dark *millicharge* proportional to  $\epsilon^2$ . The value of  $\epsilon$  can be so small as to preclude the discovery of the  $A'$  in the experiments carried out so far.

The decay of the  $A'$  depends on the ratio between its mass and the mass of the dark sector particles: if the dark photon mass is smaller than twice the muon mass and no dark sector particle lighter than the  $A'$  exists, it can only decay to  $e^+e^-$  pairs (*Visible Decay*). If the mass of the  $A'$  is higher than twice the mass of the lightest dark matter particle  $\chi$ , it decays to  $\chi\bar{\chi}$  pairs (*Invisible Decay*). In this LOI we address only this last scenario (Fig. 32).

## 9.2 Annihilation induced $A'$ production

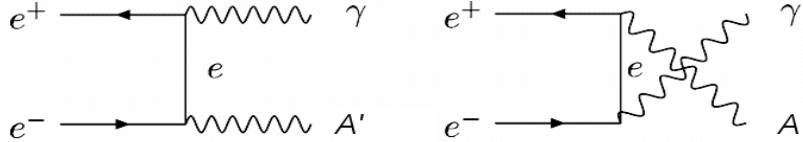


Figure 33.  $A'$  production via  $e^+e^-$  annihilation.

The  $A'$  can be produced in  $e^+e^-$  annihilation, via the  $e^+e^- \rightarrow \gamma A'$  reaction (Fig. 33). Several experiments have been proposed to search for the production of  $A'$  in this process: Dark Light [Fis11], PADME@LNF [Rag14], MMAPS [Ale17], and VEPP-3 [Woj17]. The first  $e^+$  on target experiment searching for  $A'$  is PADME (Positron Annihilation into Dark Matter Experiment) which uses the 550 MeV positron beam provided by the DAΦNE linac at LNF (Laboratori Nazionali di Frascati) impinging on a thin diamond target.

The experiment involves the detection of the photons from the annihilation process with a BGO electromagnetic calorimeter placed  $\sim 2$  m downstream of the interaction target. The  $A'$  leaves the detector area without interacting. A magnetic field of  $\sim 1$  T bends away from the calorimeter the positron beam and all the charged particles produced in the target. A single kinematic variable, the missing mass, is computed for each event

$$M_{miss}^2 = (P_{e^-} + P_{beam} - P_\gamma)^2 \quad (73)$$

which distribution peaks at  $M_{A'}^2$  in case of production of the  $A'$ . All processes resulting in a single  $\gamma$  hitting the calorimeter constitute the experimental background: bremsstrahlung, annihilation into  $2\gamma$  ( $e^+e^- \rightarrow \gamma\gamma$ ), annihilation into  $3\gamma$  ( $e^+e^- \rightarrow \gamma\gamma\gamma$ )... In order to reduce the bremsstrahlung background, the

PADME detector features an active veto system composed of plastic scintillators: positrons losing energy via bremsstrahlung in the target are detected in the vetos, allowing to reject the event. However the high bremsstrahlung rate is an issue for this class of experiments, limiting the maximum viable beam current. For this reason, a beam with a continuous structure would be the best option for a PADME-like experiment.

The sensitivity of PADME-like experiments in the  $A'$  parameter space is constrained by the available energy in the center of mass frame: with a beam energy of  $\sim 500$  MeV, PADME can search for masses up to 22.5 MeV. Higher energy positron beams are required to exceed these limits. In this LOI, the achievable sensitivity of a Dark Photon experiment using the proposed 11 GeV continuous positron beam at JLab is discussed.

### 9.3 Searching for $A'$ with positrons at Jefferson Lab

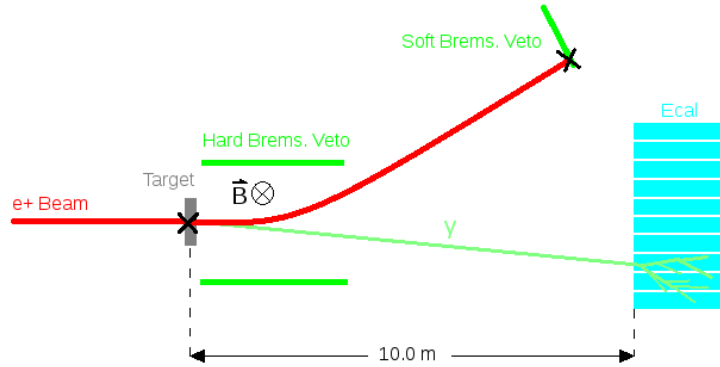


Figure 34. Schematic of the proposed experiment at Jefferson Lab.

The perspective of a high energy continuous positron beam at Jlab is particularly attractive to enlarge the reach of the  $A'$  search in the annihilation channel. For a 11 GeV positron beam, the mass region up to  $\sim 106$  MeV can be investigated. The experimental setup foreseen for such an experiment at JLab is presented in Fig. 34. It features:

- i)* A  $100 \mu\text{m}$  thick carbon target, as a good compromise between density and a low  $Z/A$  ratio to minimize bremsstrahlung production;
- ii)* A 50 cm radius highly segmented ( $1 \times 1 \times 20 \text{ cm}^3$  crystals) electromagnetic calorimeter placed 10 m downstream of the target, and with the energy resolution  $\sigma(E)/E = 0.02/\sqrt{E(\text{GeV})}$ ;
- iii)* An active veto system with a detection efficiency higher than 99.5% for charged particles;
- iv)* A magnet supporting a field of 1 T over a 2 m region downstream of the target, and bend the positron beam.

Experimental projections are evaluated assuming an adjustable beam current between 10-100 nA, a momentum dispersion better than 1%, and an angular dispersion better than 0.1 mrad. It should be noticed that momentum and angular dispersion are critical parameters for such an experiment, since a good

knowledge of the beam particles initial state is fundamental for the missing mass calculation.

#### 9.4 Experimental projections

The study of the reconstructed missing mass distribution for the background events serves as a basic criteria to evaluate the sensitivity of the proposed experimental setup. As discussed previously, the main background processes of this experiment are bremsstrahlung and electron-positron annihilation into 2 or 3 photons, which can result in a single hit in the calorimeter. Different strategies were adopted to study the impact of these backgrounds.

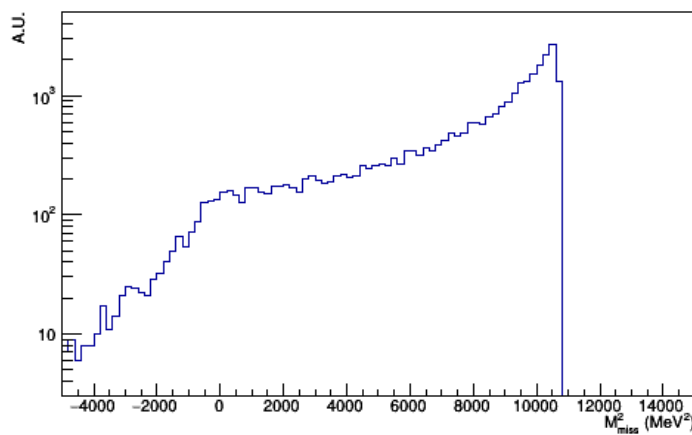


Figure 35. Calculated missing mass spectrum of bremsstrahlung events.

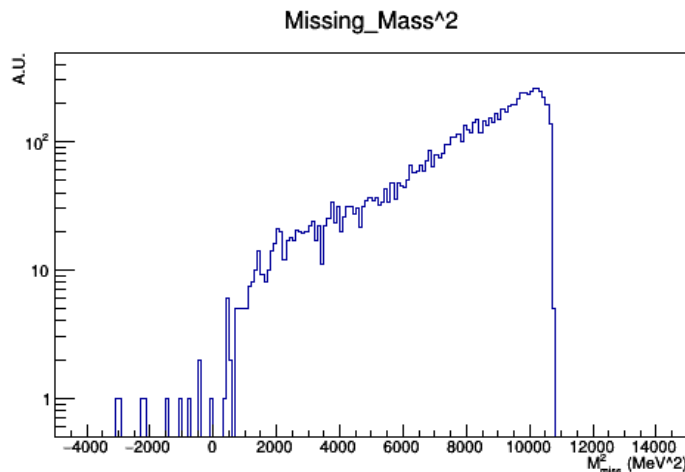


Figure 36. Calculated missing mass spectrum of 3 photons events.

Considering the bremsstrahlung background, a full GEANT4 [Ago03] simulation of the positron beam interacting with the target was performed. The missing mass was computed for all bremsstrahlung photons reaching the calorimeter volume, accounting for the detector angular and momentum resolution.



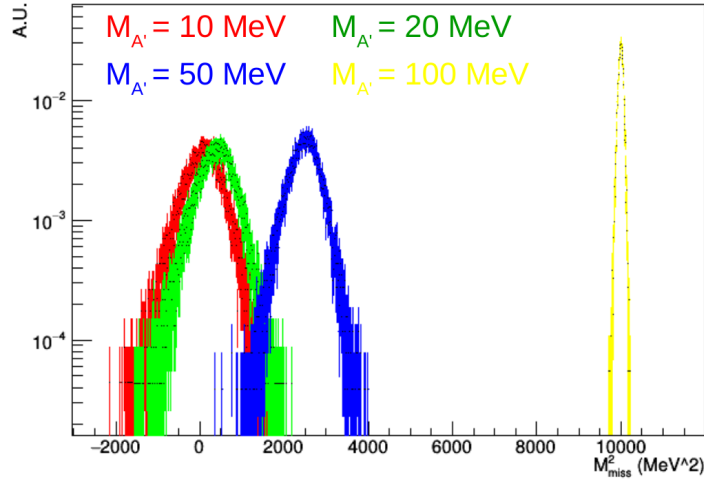


Figure 37. Calculated missing mass spectrum of signal events at 4 different  $m_{A'}$  values.

Figure 35 shows the obtained spectrum. The total rate of expected bremsstrahlung events for positron on target was scaled accounting for the effect of the veto system.

The annihilation into 2 or 3 photons is much less frequent than bremsstrahlung and was therefore studied differently: events were generated directly using CALCHEP [Puk04] which provided also the total cross sections for the processes. As in the case of bremsstrahlung, the missing mass spectrum was computed for events with a single  $\gamma$ -hit in the calorimeter. This study proved that, if an energy cut of 600 MeV is applied, the  $2\gamma$ -background becomes negligible. This is due to the closed kinematics of the  $e^+e^- \rightarrow \gamma\gamma$  process: asking for only one photon to hit the detector translates in a strong constraint on its energy. This argument is not valid for the  $3\gamma$ -events: the number of background events from this process is in fact not negligible (see Fig. 36 for the missing mass spectrum).

Signal events were simulated using CALCHEP. The widths  $\sigma(m_{A'})$  of the missing mass distributions of the measured recoil photon from the  $e^+e^- \rightarrow \gamma A'$  process were computed for six different values of the  $A'$  mass in the 1-103 MeV range. Figure 37 shows the corresponding spectra: the missing mass resolution of the signal is maximum for at high  $A'$  masses and degrades at low masses ( $m_{A'} < 50$  MeV). As for the annihilation background, CALCHEP provides the total cross section of the process for a full coupling strength. It is then necessary to multiply it with  $\epsilon^2$  to obtain the cross section for different coupling values.

The reach of the proposed experiment is obtained from the comparison of the signal and background spectra. A period of 180 days at 10(100) nA positron beam current is considered.  $N_s(m_{A'})$  representing the number of expected signal events for a given mass  $m_{A'}$  at full coupling,  $N_B(m_{A'})$  representing the number of expected total background events within the missing mass in the interval  $[m_{A'}^2 - 2\sigma(m_{A'}^2); m_{A'}^2 + 2\sigma(m_{A'}^2)]$ , the minimum measurable  $\epsilon^2$  coupling

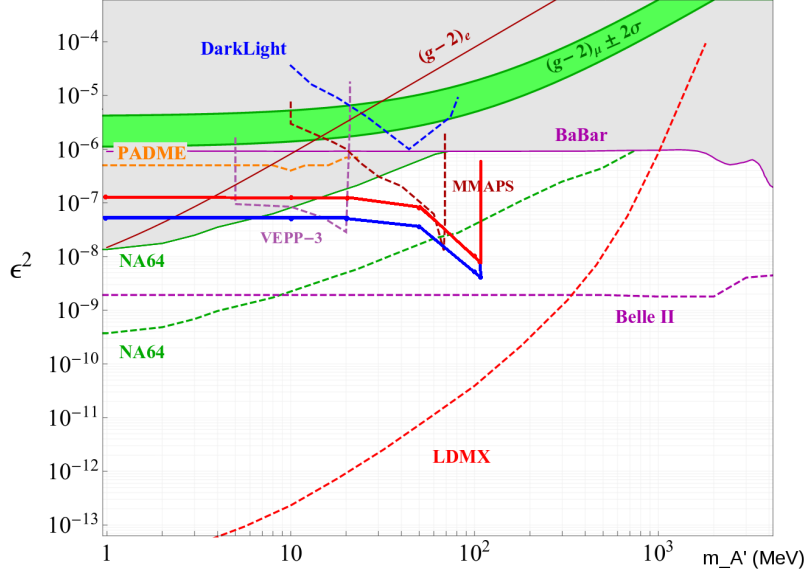


Figure 38. Projected exclusion limits in the  $A'$  invisible decay parameter space for a 180 days experiment with a 10 nA (red curve) and 100 nA (blue curve) 11 GeV positron beam at Jefferson Lab.

writes

$$\epsilon_{min}^2(m_{A'}) = 2 \frac{\sqrt{N_B(m_{A'})}}{N_S(m_{A'})}. \quad (74)$$

Corresponding in the  $(m_{A'}, \epsilon^2)$  phase space are shown in Fig. 38. Even at low positron beam current (10 nA), an  $A'$ -search experiment at Jefferson Lab will exceed the sensitivity of other current experiments, probing a significant region of the unexplored parameter space.

### 9.5 Summary

Making use of the future JLab high energy positron beam with a current in the range of tens of nAs, a PADME-like experiment at JLab running over 180 days will extend the  $A'$  mass reach up to 100 MeV and will lower the exclusion limit for invisible  $A'$  decay by up to a factor of 10 in  $\epsilon^2$ .

## 10 Conclusions

	I (nA)		Beam Polarization	Time (d)
	$e^-$	$e^+$		
<i>Two-photon exchange</i>				
TPE @ CLAS12			No	
TPE @ SBS	10000	100	Yes	
<i>Generalized Parton Distributions</i>				
p-DVCS @ CLAS12	75	15	Yes	83
n-DVCS @ CLAS12	60	60	Yes	80
p-DVCS @ SHMS			No	
<i>Test of the Standard Model</i>				
Dark photon search	-	10-100	No	180
<b>Total Data Taking Time</b>				

Table 6. Characteristics of a positron experimental program at Jlab.

## References

- [Abb16] (PEPPo Collaboration) D. Abbott *et al.* Phys. Rev. Lett. **116** (2016) 214801.
- [Add10] P. Adderley *et al.* Phys. Rev. Acc. Beams **13** (2010) 010101.
- [Adi15] (CLAS Collaboration) D. Adikaram *et al.* Phys. Rev. Lett. **114** (2015) 062003.
- [Afa05] A.V. Afanasev *et al.* Phys. Rev. D **72** (2005) 013008.
- [Afa17] A.V. Afanasev *et al.* Prog. Part. Nucl. Phys. **95** (2017) 245.
- [Ago03] S. Agostinelli *et al.* Nucl. Inst. Meth. A **506** (2003) 250.
- [Akh74] A.I. Akhiezer, M.P. Rekalov, Sov. J. Part. Nucl. **4** (1974) 277.
- [Ala09] A. El Alaoui, E. Voutier, CLAS Note **2009-024** (2009).
- [Ale08] G. Alexander *et al.* Phys. Rev. Lett. **108** (2008) 210801.
- [Ale17] J. Alexander, EPJ Web Conf. **142** (2017) 01001.
- [And94] L. Andivahis *et al.* Phys. Rev. D **50** (1994) 5491.
- [And13] ( $Q_{\text{weak}}$  Collaboration) D. Androić *et al.* Phys. Rev. Lett. **111** (2013) 141803; D. Androić *et al.* Nature **557** (2018) 207.
- [Ani06] (HAPPEX Collaboration) K.A. Aniol *et al.* Phys. Rev. Lett. **96** (2006) 022003; K.A. Aniol *et al.* Phys. Lett. B **635** (2006) 275; A. Acha *et al.* Phys. Rev. Lett. **98** (2007) 032301.
- [Ani08] I.V. Anikin, O.V. Teryaev, Fizika B **17** (2008) 151.
- [Arn81] R. Arnold, C. Carlson, F. Gross, Phys. Rev. C **23** (1981) 363.
- [Arm05] (G0 Collaboration) D.S. Armstrong *et al.* Phys. Rev. Lett. **95** (2005) 092001; D. Androić *et al.* Phys. Rev. Lett. **104** (2010) 012001; D. Androić *et al.* Phys. Rev. Lett. **107** (2011) 022501; D. Androić *et al.* Phys. Rev. Lett. **108** (2012) 122002.
- [Arr07] J. Arrington, W. Melnitchouk, J.A. Tjon, Phys. Rev. C **76** (2007) 035205.
- [Arr11] J. Arrington, P.G. Blunden, W. Melnitchouk, Prog. Part. Nucl. Phys. **66** (2011) 782.
- [Bar73] W. Bartel *et al.* Nucl. Phys. B **58** (1973) 429.
- [Bat11] M. Battaglieri, R. De Vita, C. Salgado, S. Stepanyan, D. Watts, D. Weygand *et al.* JLab Experiment **E12-11-005** (2011).
- [Bel02] A.V. Belitsky, D. Müller, A. Kirchner, Nucl. Phys. B **629** (2002) 323.
- [Bel04] A.V. Belitsky, X. Ji, F. Yuan, Phys. Rev. D **69** (2004) 074014.
- [Bel05] A.V. Belitsky, A.V. Radyushkin, Phys. Rep. **418** (2005) 1.
- [Ber14] J. C. Bernauer *et al.* Phys. Rev. C **90** (2014) 015206.
- [Bet34] H.A. Bethe, W. Heitler, Proc. Roy. Soc. London A **146** (1934) 83.
- [Blu03] P.G. Blunden, W. Melnitchouk, J.A. Tjon, Phys. Rev. Lett. **91** (2003) 142304.
- [Blu17] P.G. Blunden, W. Melnitchouk, Phys. Rev. C **95** (2017) 065209.
- [Bro81] S.J. Brodsky, G.P. Lepage, Phys. Rev. D **22** (1981) 2157.
- [Bur02] M. Burkardt, Int. J. Mod. Phys. A **18** (2003) 173.
- [Bur18] V. Burkert, L. Elouadrhiri, F.-X. Girod, Nature **557** (2018) 396.
- [Car07] C.E. Carlson, M. Vanderhaeghen, Ann. Rev. Nucl. Part. Sci. **57** (2007) 171.
- [Che04] Y.C. Chen *et al.* Phys. Rev. Lett. **93** (2004) 122301.
- [Che06] (CLAS Collaboration) S. Chen *et al.* Phys. Rev. Lett. **97** (2006) 072002.
- [Chr04] M.E. Christy *et al.* Phys. Rev. C **70** (2004) 015206.

- [Cra07] C.B. Crawford *et al.* Phys. Rev. Lett. **98** (2007) 052301.
- [Die03] M. Diehl, Phys. Rep. **388** (2003) 41.
- [Die05] M. Diehl, S. Sapeta, Eur. Phys. J. C **41** (2005) 515.
- [Die07] M. Diehl, D.Y. Ivanov, Eur. Phys. J. C **52** (2007) 919.
- [Die09] M. Diehl, *Cont. to the CLAS12 European Workshop* (Genova (Italy), 2009).
- [Elo16] L. Elouadrhiri, M. Defurne, F.-X. Girod, F. Sabatié *et al.* JLab Experiment **E12-16-010B** (2016).
- [Fis11] R. Fisher, R. Milner *et al.* JLab Experiment **E12-11-008** (2011).
- [Gav09] (CLAS Collaboration) G. Gavalian, Phys. Rev. C **80** (2009) 035206.
- [Gay01] O. Gayou *et al.* Phys. Rev. C **64** (2001) 038202.
- [Gay02] (Hall A Collaboration) O. Gayou *et al.* Phys. Rev. Lett. **88** (2002) 092301.
- [Gir07] (CLAS Collaboration) F.-X. Girod, Phys. Rev. Lett. **100** (2008) 162002.
- [Goe01] K. Goeke, M.V. Polyakov, M.Vanderhaeghen, Prog. Part. Nucl. Phys. **47** (2001) 401.
- [Goe07] K. Goeke, J. Grabis, J. Ossmann, M.V. Polyakov, P. Schweitzer, A. Silva, D. Urbano, Phys. Rev. D **75** (2007) 094021.
- [Gui03] P.A.M. Guichon, M. Vanderhaeghen, Phys. Rev. Lett. **91** (2003) 142303.
- [Gui05] M. Guidal, M.V. Polyakov, A.V. Radyushkin, M. Vanderhaeghen, Phys. Rev. D **72** (2005) 054013.
- [Gui08] M. Guidal, Eur. Phys. J. A **37** (2008) 319.
- [Gui13] M. Guidal, H. Moutarde, M. Vanderhaeghen, Rep. Prog. Phys. **76** (2013) 066202.
- [Guz06] V. Guzey, T. Teckentrup, Phys. Rev. D **74** (2006) 054027.
- [Guz09] V. Guzey, T. Teckentrup, Phys. Rev. D **79** (2009) 017501.
- [Hen17] (OLYMPUS Collaboration) B.S. Henderson *et al.* Phys. Rev. Lett. **118** (2017) 092501.
- [Hol86] B. Holdom, Phys. Lett. B **166** (1986) 186.
- [Hos16] N. d’Hose, S. Niccolai, A. Rostomyan, Eur. Phys. J. A **52** (2016) 151.
- [Jag10] C.W. de Jager *et al.* Super BigBite Spectrometer CDR, Jefferson Lab (2010).
- [Jag10-1] C.W. de Jager, Int. J. Mod. Phys. E **19** (2010) 844.
- [Ji03] X. Ji, Phys. Rev. Lett. **91** (2003) 062001.
- [Ji97] X. Ji, Phys. Rev. Lett. **78** (1997) 610.
- [Jo15] (CLAS Collaboration) H.S. Jo, Phys. Rev. Lett. **115** (2015) 212003.
- [Jon00] (Hall A Collaboration) M.K. Jones *et al.* Phys. Rev. Lett. **84** (2000) 1398.
- [Jon06] M.K. Jones *et al.* Phys. Rev. C **74** (2006) 035201.
- [Kim12] H.C. Kim, P. Schweitzer, Phys. Lett. B **718** (2012) 625.
- [Kiv01] N. Kivel, M.V. Polyakov, M. Vanderhaeghen, Phys. Rev. D **63** (2012) 114014.
- [Kum10] K. Kumericki, D. Müller, Nucl. Phys. B **841** (2010) 1.
- [Kum12] K. Kumericki, D. Müller, DESY-PROC-2012-02 (2012) 236; arXiv:1205.6967.
- [Kur08] E.A. Kuraev *et al.* Phys. Rev. C **78** (2008) 015205.

- [Lac80] M. Lacombe *et al.* Phys. Rev C **21** (1980) 861.
- [Lep80] G.P. Lepage, S.J. Brodsky, Phys. Rev. D **22** (1980) 2157.
- [Lit70] J. Litt *et al.* Phys. Lett. B **31** (1970) 40.
- [Mac06] G. MacLachlan *et al.* Nucl. Phys. A **764** (2006) 261.
- [Maz07] (Hall A Collaboration) M. Mazouz *et al.* Phys. Rev. Lett. **99** (2007) 242501.
- [Max00] L.C. Maximon, J.A. Tjon, Phys. Rev. C **62** (2000) 054320.
- [Mez11] (Gep2 $\gamma$  Collaboration) M. Meziane *et al.* Phys. Rev. Lett. **106** (2011) 132501.
- [Mil98] B.D. Milbrath *et al.* Phys. Rev. Lett. **80** (1998) 452; *err.* Phys. Rev. Lett. **82** 2221.
- [Mo69] L.W. Mo, Y.-S. Tsai, Rev. Mod. Phys. **41** (1969) 205.
- [Mot13] (CLAS Collaboration) M. Moteabbed *et al.* Phys. Rev. C **88** (2013) 025210.
- [Mul94] D. Müller, D. Robaschick, B. Geyer, F.M. Dittes, J. Hořejši, Fortschr. Phys. **42** (1994) 101.
- [Mul13] D. Müller, D. Lautenschlager, K. Passek-Kumericki, A. Schäfer, Nucl. Phys. B **884** (2014) 438.
- [Mun06] (Hall A Collaboration) C. Muñoz Camacho *et al.* Phys. Rev. Lett. **97** (2006) 262002.
- [Nic11] S. Niccolai, V. Kubarovsky, S. Pisano, D. Sokhan *et al.* JLab Experiment **E12-11-003** (2011).
- [Nic15] S. Niccolai, A. Biselli, C. Keith, S. Kuhn, S. Pisano, D. Sokhan *et al.* JLab Experiment **C12-15-004** (2015).
- [Omo06] T. Omori *et al.*, Phys. Rev. Lett. **96** (2006) 114801.
- [Pao10] M. Paolone *et al.* Phys. Rev. Lett. **105** (2010) 072001.
- [Pas14] B. Pasquini, M.V. Polyakov, M. Vanderhaeghen, Phys. Lett. B **739** (2014) 133.
- [Pis15] (CLAS Collaboration) S. Pisano *et al.* Phys. Rev. D **91** (2015) 052014.
- [Pol99] M.V. Polyakov, C. Weiss, Phys. Rev. D **60** (1999) 114017.
- [Pos01] (A1 Collaboration) T. Pospischil *et al.* Eur. Phys. J. A **12** (2001) 125.
- [Puc10] (Hall A Collaboration) A.J.R. Puckett *et al.* Phys. Rev. Lett. **104** (2010) 242301.
- [Puc12] (Hall A Collaboration) A.J.R. Puckett *et al.*, Phys. Rev. C **85** (2012) 045203.
- [Puc17] (Hall A Collaboration) A.J.R. Puckett *et al.* Phys. Rev. C **96** (2017) 055203.
- [Puk04] A. Pukhov, (2004) arXiv:0412191.
- [Pun05] (Hall A Collaboration) V. Punjabi *et al.* Phys. Rev. C **71** (2005) 055202; *err.* Phys. Rev. C **71** (2005) 069902.
- [Pun15] V. Punjabi, C.F. Perdrisat, M.K. Jones, E.J. Brash, C.E. Carlson, Eur. Phys. J. A **51** (2015) 79.
- [Qat05] I.A. Qattan *et al.* Phys. Rev. Lett. **94** (2005) 142301.
- [Rac15] I.A. Rachek *et al.* Phys. Rev. Lett. **114** (2015) 062005.
- [Rad97] A.V. Radyushkin, Phys. Rev. **D 56** (1997) 5524.
- [Rad13] A.V. Radyushkin, Phys. Rev. D **87** (2013) 096017.
- [Rad13-1] A.V. Radyushkin, Phys. Rev. D **88** (2013) 056010.
- [Rag14] M. Raggi, V. Kozhuharov, Adv. High Energy Phys. **2014** (2014) 959802; arXiv:1403.3041.

- [Rek04] M.P. Rekalo, E. Tomasi-Gustafsson, Nucl. Phys. A **742** (2004) 322.  
 [Rim17] (CLAS Collaboration) D. Rimal *et al.* Phys. Rev. C **95** (2017) 065201.
- [Ron11] G. Ron *et al.* Phys. Rev. C **84** (2011) 055204.
- [Ros50] M.N. Rosenbluth, Phys. Rev. **79** (1950) 615.
- [Sab11] F. Sabatié, A. Biselli, H. Egiyan, L. Elouadrhiri, M. Holtrop, D. Ireland, K. Wooyoung *et al.* JLab Experiment **E12-06-119** (2006).  
 [Sed14] (CLAS Collaboration) E. Seder *et al.* Phys. Rev. Lett. **114** (2015) 032001.
- [Sok64] A.A. Sokolov, I.M. Ternov, Sov. Phys. Dokl. **8** (1964) 1203.
- [Ste01] (CLAS Collaboration) S. Stepanyan *et al.* Phys. Rev. Lett. **87** (2001) 182002.
- [Ter16] O.V. Teryaev, Front. Phys. (Beijing) **11** (2016) 111207.
- [Tom15] O. Tomalak, M. Vanderhaeghen, Eur. Phys. J. A **51** (2015) 24.
- [Tva06] V. Tvaskis, J. Arrington, M.E. Christy, R. Ent, C.E. Keppel, Y. Liang, G. Vittorini, Phys. Rev. C **73** (2006) 025206.
- [Van99] M. Vanderhaeghen, P.A.M. Guichon, M. Guidal, Phys. Rev. D **60** (1999) 094017.
- [Vou14] E. Voutier, Nuclear Theory **33** (Heron Press, Sofia) (2014) 142; arXiv:1412.1249.
- [Wal94] R.C. Walker *et al.* Phys. Rev. D **49** (1994) 5671.
- [Woj17] B. Wojtsekhowski *et al.* (2017) arXiv:1708.07901.
- [You06] R.D. Young, J. Roche, R.D. Carlini, A.W. Thomas, Phys. Rev. Lett. **97** (2006) 102002.
- [Yur17] M. Yurov, J. Arrington, arXiv:1712.07171.
- [Zha11] X. Zhan *et al.* Phys. Lett. B **705** (2011) 59.