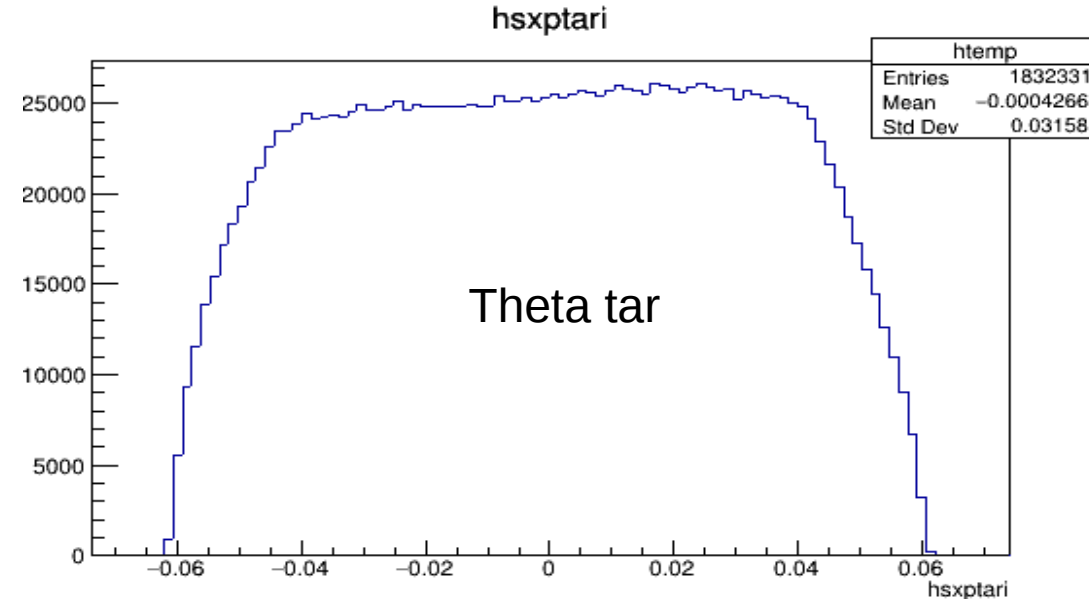
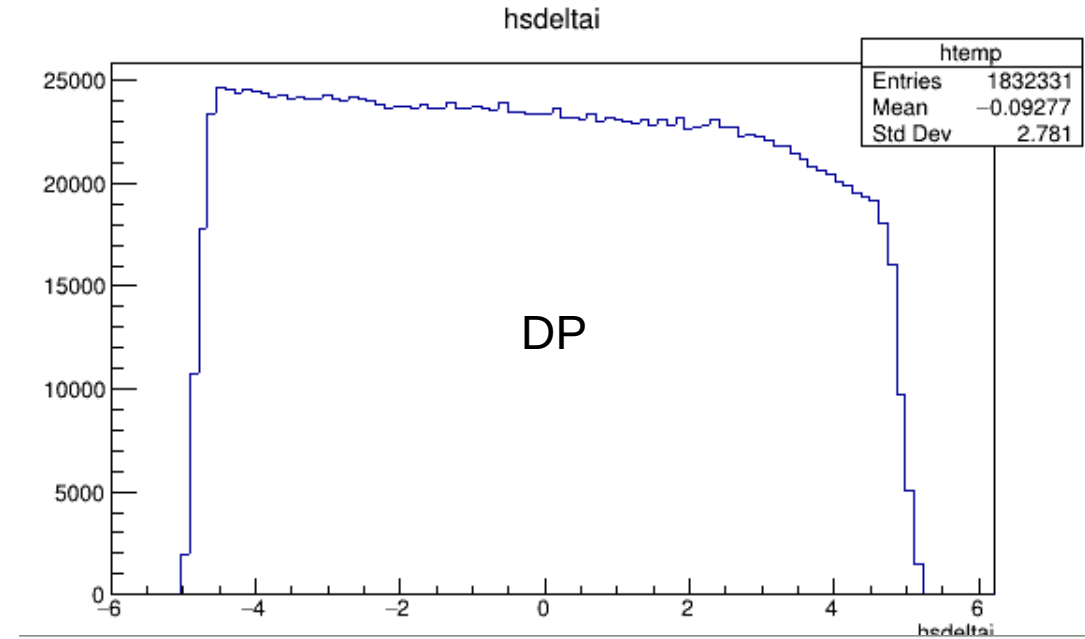


Extracting the yield for Monte carlo and data

- Monte carlo
 - Generating Monte Carlo events
 - Create Cross section table
 - Weight Monte Carlo events
 - Compare monte carlo to Data for acceptance comparison
 - Extract yield of monte carlo in bins of X_{bj}
- Data
 - Calculate effs
 - Calculate BG
 - Calculate luminosity
 - Extract normalized corrected yield in bins of X_{bj}

Generate events

- Generate events using `mc_hrs_single.f`
- Barak/Shuji
<https://github.com/JeffersonLab/halla-xem-analysis>
- Events are generated in a large phase space
 - + or - 10 dp
 - + or - 100 mr theta and phi
- Spectrometer offsets are read from `db_run.dat` for the run
 - This entry in `db_run` is create via scripts by Javier
- Offsets in beam pos, and size of beam are calculate via the data root file and the rastered beam class
- Offsets in target z are set via monte carlo to data comparison for carbon foil targets for the kinematic.



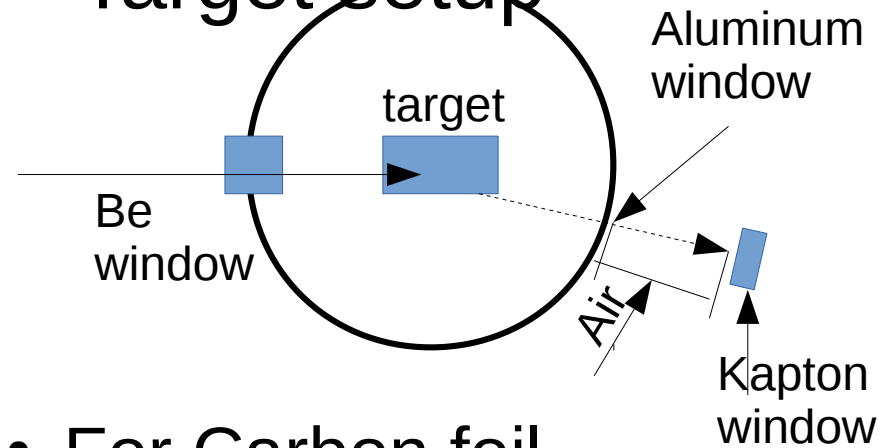
Generate Cross section table

- Using T2_externals to generate born and radiated cross section
- From Dave Gaskell
- One table is created per target per kinematic

Every target:

- Upstream Be window
 - 0.2003 mm with Rad. Len. Of 35.28 cm
 - 0.000568
- Downstream
 - Al window 0.03556 cm Rad len 8.897 cm
 - 0.003997
 - Air 81.5974 cm rad len 30390 cm
 - 0.00288
 - Kapton 0.01778 cm rad len 28.5775cm
 - 0.000622
 - Total of 0.007299

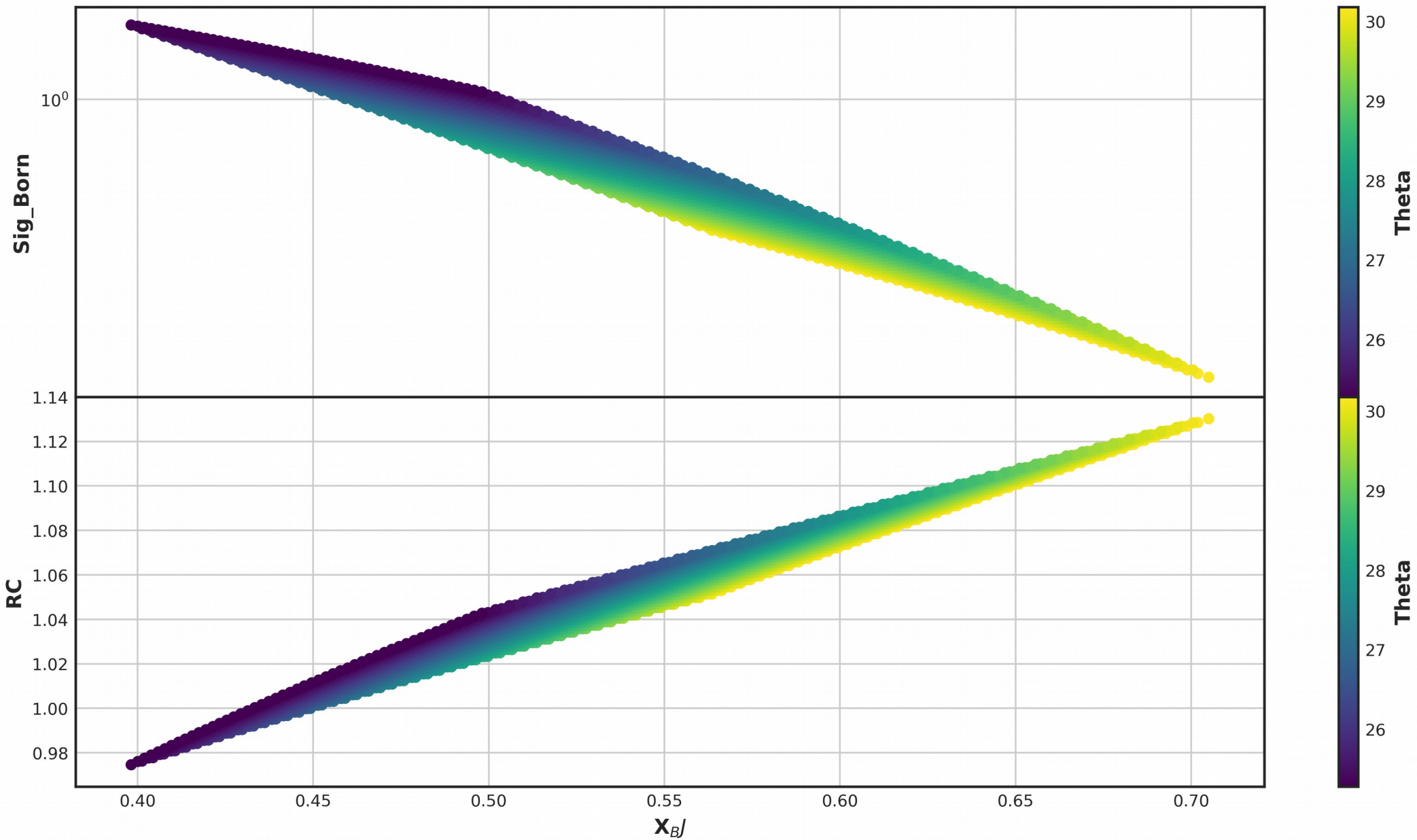
• Target setup



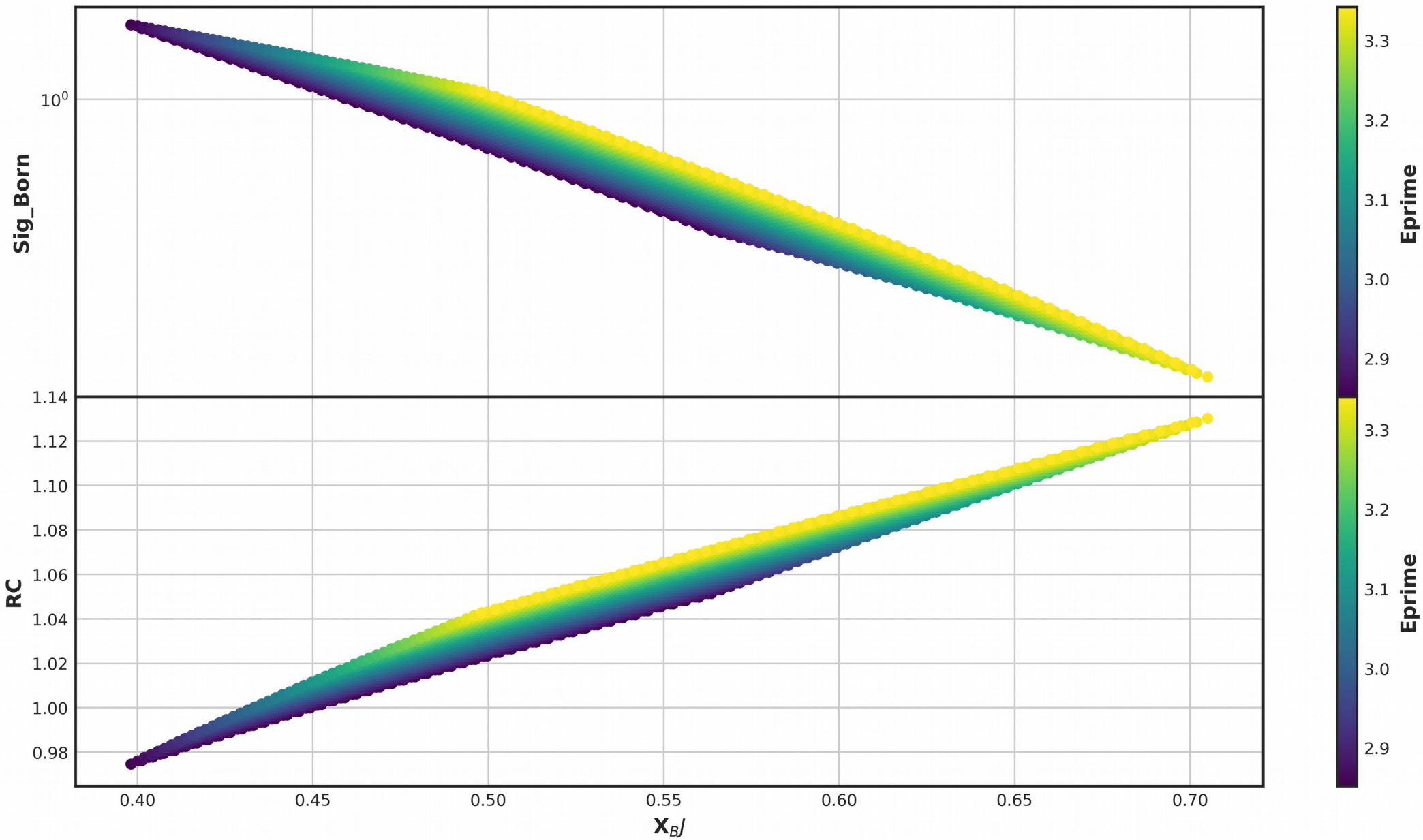
• For Carbon foil

- Upstream → Be
- Downstream Al, air, Kapton
- Target → 0.0883 g/cm² rad len 42.70 g/cm²
 - 0.00207

Cross section for C12 kin 9



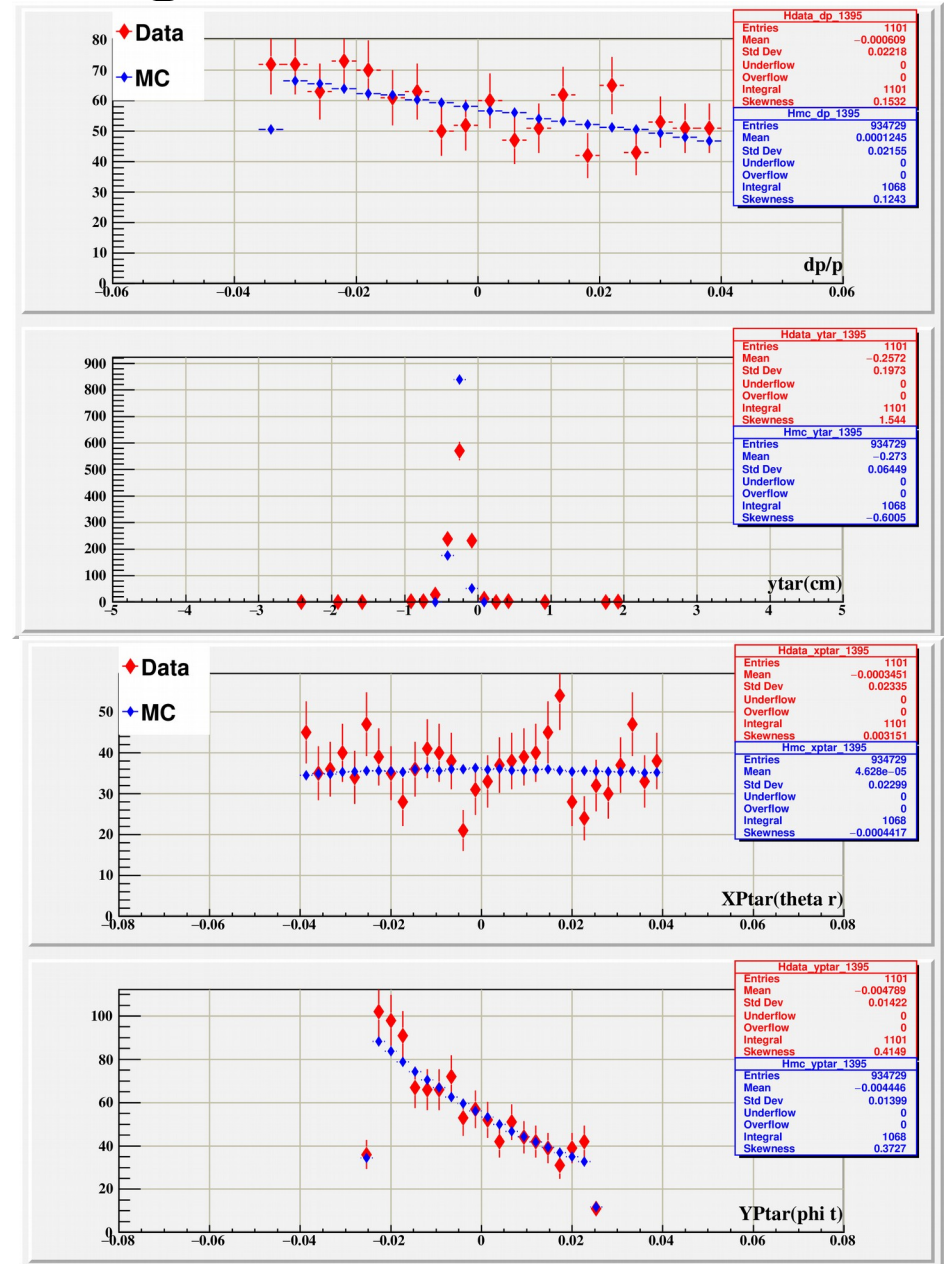
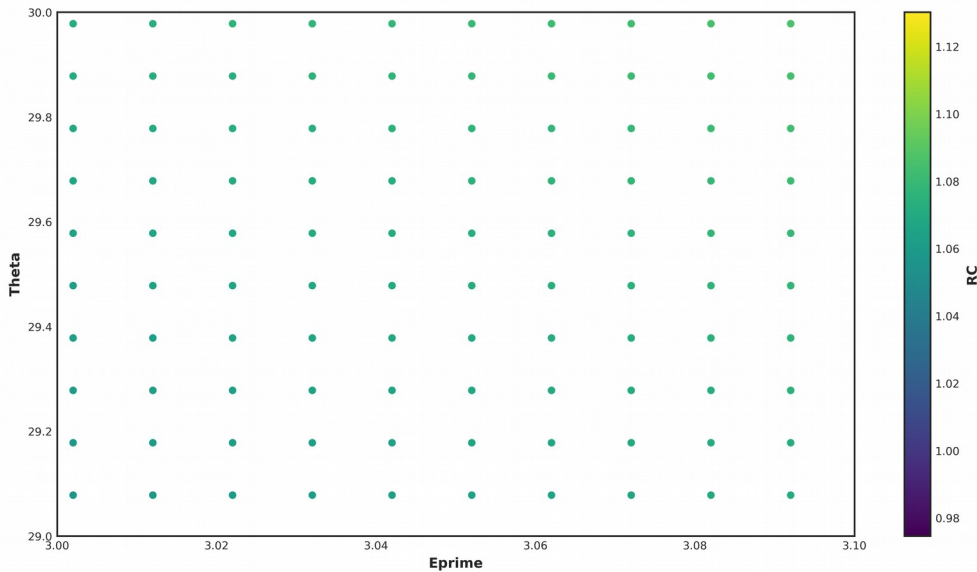
Cross section for C12 kin 9



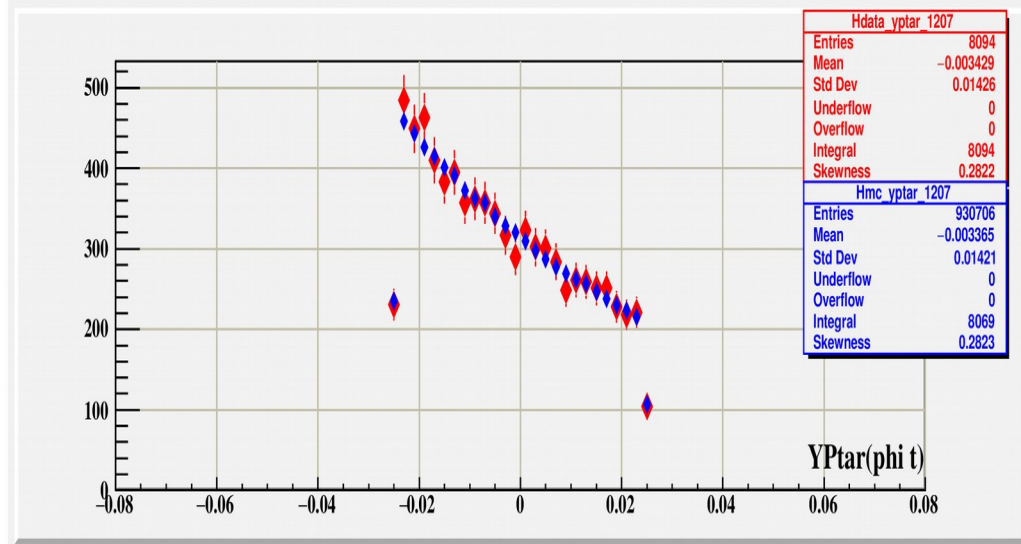
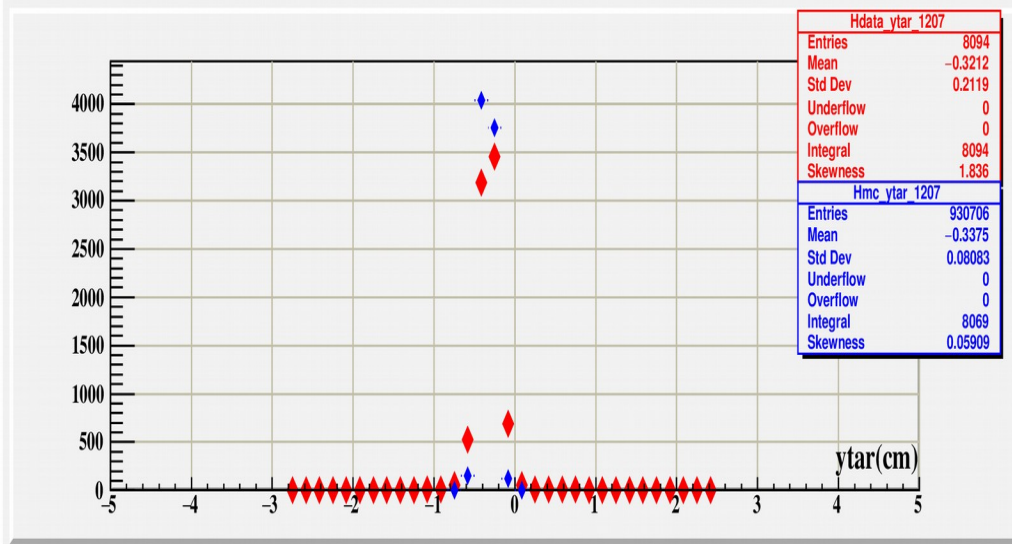
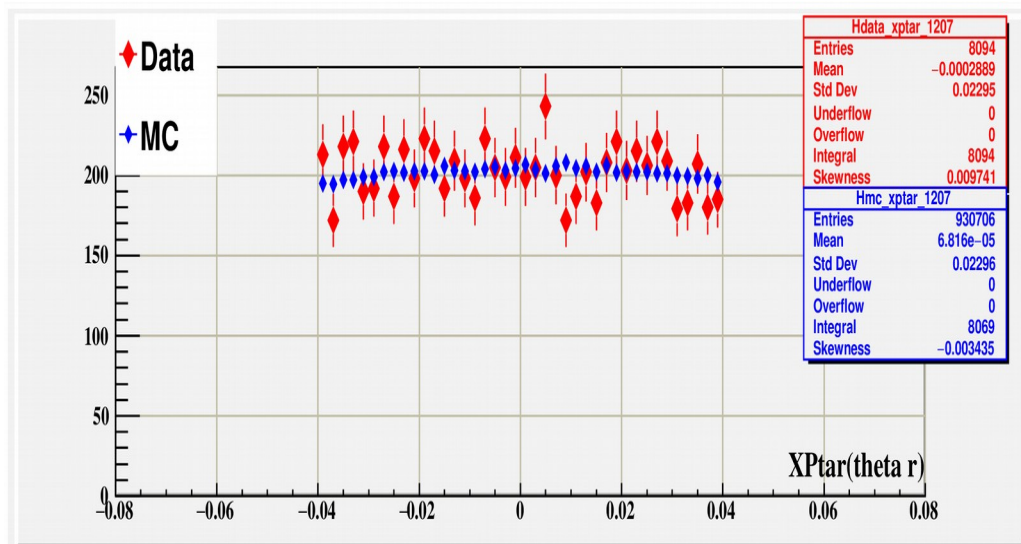
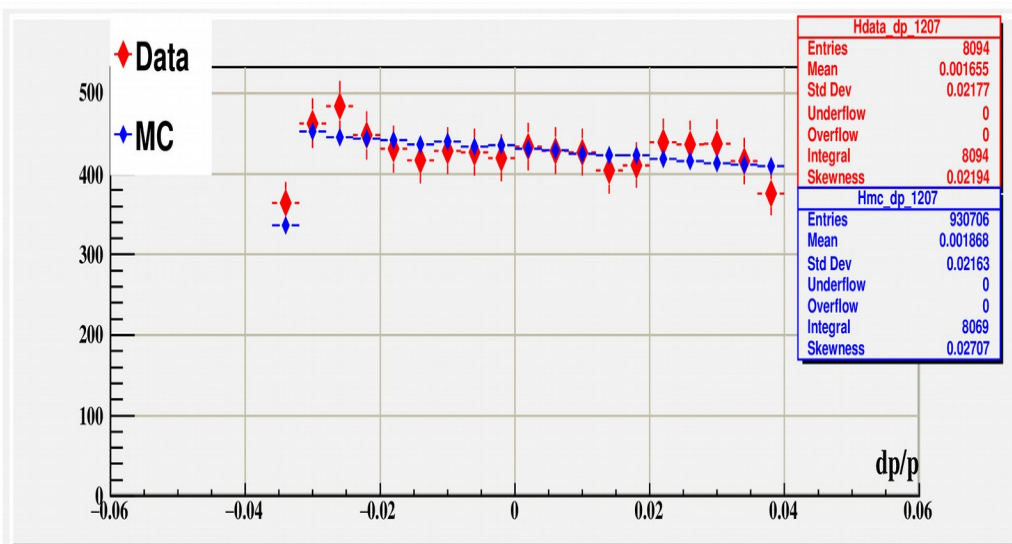
Weighting

Run 1395 C12 kin 9

- Using Eprime and theta
 - Pick out the Born cross sections and Radiative correction factors that surround the event
 - Use interpolation to calculate the corrected value



Carbon foil run 1207 kin 1



Extract MC yield

- If an event falls into a bin
- Accumulate that event weighted by
 - Born cross section
 - 1/ Radiative correction factor
 - Phase space of generation
 - $\phi * \theta * E'$
 - $200 \text{ mr} * 200 \text{ mr} * 0.20 * 3.1(\text{GeV}) = 24.8 \text{ sr MeV}$
 - 1 / Number of Generated events
 - 1 / Number of Runs added together
 - Has been reduced to one run

	Xbjc	Q2	MC_Ne	MC_Yield	MC_Error
23	0.47	6.74314	28988.0	0.000167	9.782120e-07
24	0.49	6.95108	98248.0	0.000493	1.574130e-06
25	0.51	7.18661	159590.0	0.000685	1.715390e-06
26	0.53	7.45142	173497.0	0.000619	1.487250e-06
27	0.55	7.73269	169783.0	0.000496	1.203320e-06
28	0.57	7.99745	152808.0	0.000368	9.411440e-07
29	0.59	8.23392	99802.0	0.000201	6.372050e-07
30	0.61	8.46025	46887.0	0.000079	3.666450e-07
31	0.63	8.63759	5126.0	0.000008	1.052020e-07

Kin9

	Xbjc	Q2	MC_Ne	MC_Yield	MC_Error
26	0.53	7.67598	1856.0	5.584990e-06	1.296380e-07
27	0.55	7.84783	43652.0	1.166020e-04	5.580900e-07
28	0.57	8.07546	99578.0	2.260210e-04	7.162540e-07
29	0.59	8.31263	149440.0	2.847370e-04	7.365630e-07
30	0.61	8.57609	161806.0	2.525460e-04	6.278320e-07
31	0.63	8.85740	160099.0	2.009210e-04	5.021470e-07
32	0.65	9.12272	145145.0	1.473500e-04	3.867660e-07
33	0.67	9.36010	100401.0	8.353350e-05	2.636280e-07
34	0.69	9.59172	56592.0	3.853620e-05	1.619910e-07
35	0.71	9.79528	15949.0	9.062860e-06	7.176260e-08
36	0.73	9.98782	3.0	1.433530e-09	8.276510e-10

Kin11

Data!!

- Calculate eff.

name	PID_cer	PID_ps	PID_sh	PID_NE	Tracking	Trigger	livetime	Total
eff	0.99715	0.993401	0.992158	0.999498	0.987526	0.999902	0.964162	0.936138
err	8.6e-05	0.000388	0.000344	0.006364	0.000237	0	0.000374	0.006401

- Eff = product(eff.) * 1/ineff.

- Calculate BG

- Positron

- Fit function and parameters supplied by Tong.
 - $1 - \exp(\text{par1} + \text{par2} * x_{bj})$

- End cap

- Table provided by Tong

Kin	H3	He3	D2	H
0	0.02342	0.027100	0.018600	0.02922
1	0.02185	0.025120	0.011380	0.02380
2	0.02028	0.022940	0.010200	0.02090
3	0.01630	0.018390	0.008206	0.01780
4	0.01540	0.017270	0.009348	0.01760
5	0.01445	0.015738	0.008640	0.00000
7	0.01177	0.012500	0.008310	0.00000
9	0.00900	0.009740	0.005700	0.00000
11	0.00690	0.007150	0.005121	0.00000

- Currently being rechecked, by Tong and Tyler H.

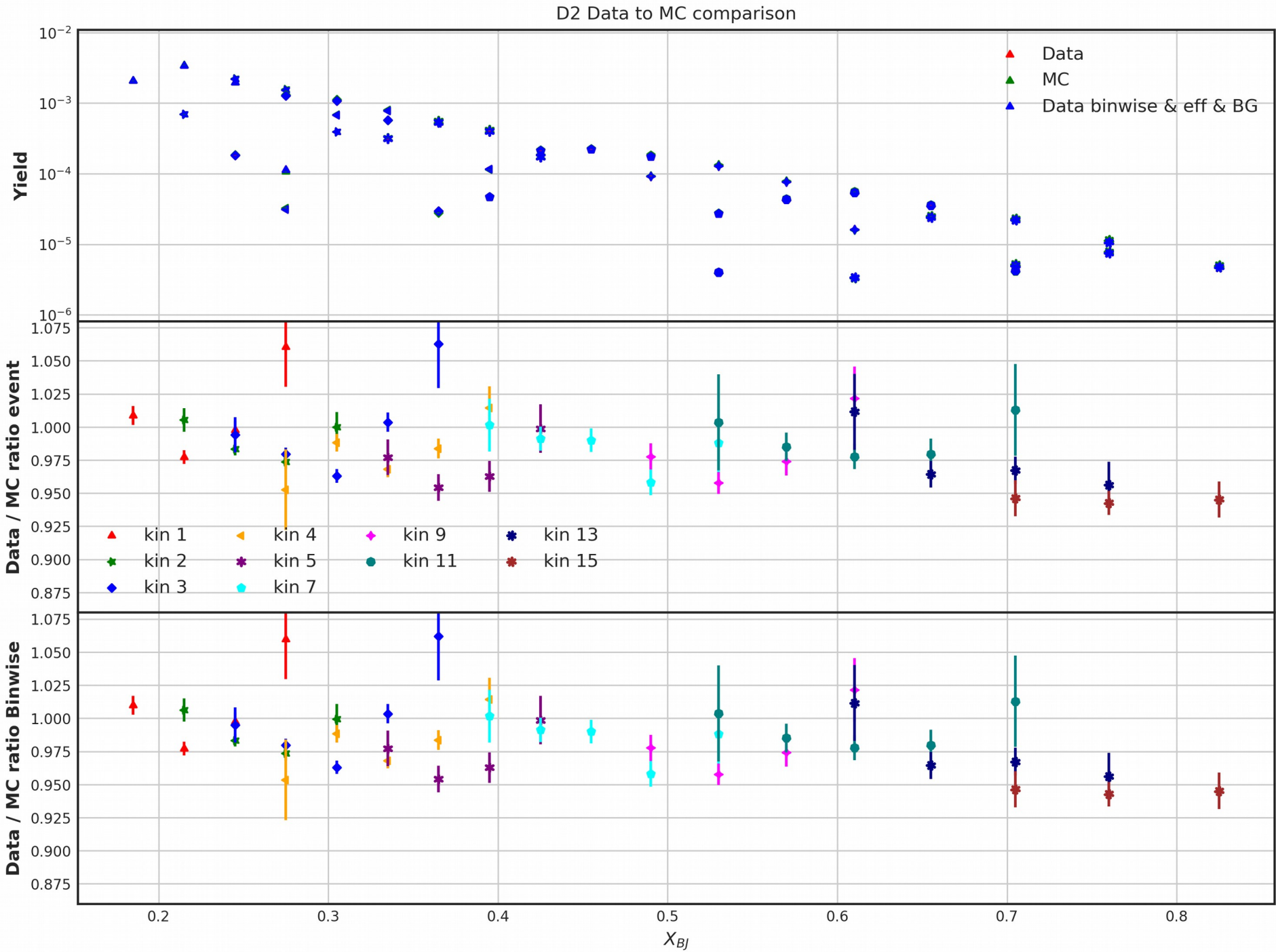
Luminosity

- $L = (\text{charge}_{\text{num of ele}} * \text{tgt_thickness}(\text{g/cm}^2) * \text{density correction factor} * N_a / \text{atomic mass})$
 - Convert from cm^2 to nBarns
- Density correction = $\text{par0} + \text{par1} * \text{current} + \text{par2} * \text{current}^2$
- The Luminosity for kinematic is calculated by adding up the luminosity from all the runs in the kinematic.

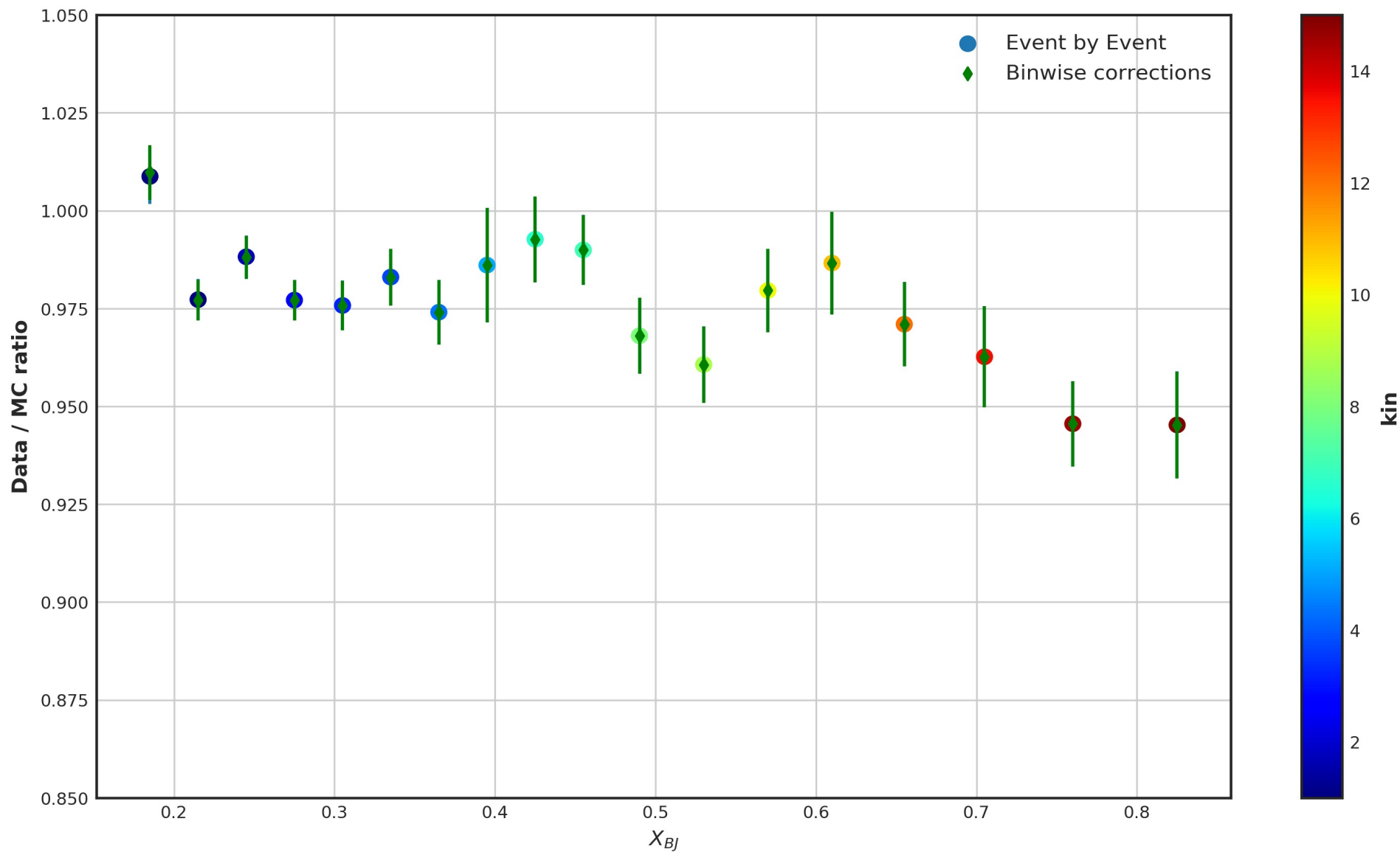
Calculate yield

- Event by event
 - If an event falls into a bin
 - Accumulate that event weighted by
 - $1/\text{Eff.}$ → Calculated by run
 - BG
 - ECC → Calculated by kin
 - PC → Calculated by event
 - After all runs
 - Normalize by Luminosity of the kinematic
- Bin wise
 - Weight a bin by
 - Eff → Luminosity weighted average
 - ECC → Calculated by kin
 - PC → Calculated using the center of the bin
 - Luminosity

Data to monte carlo comparison D2

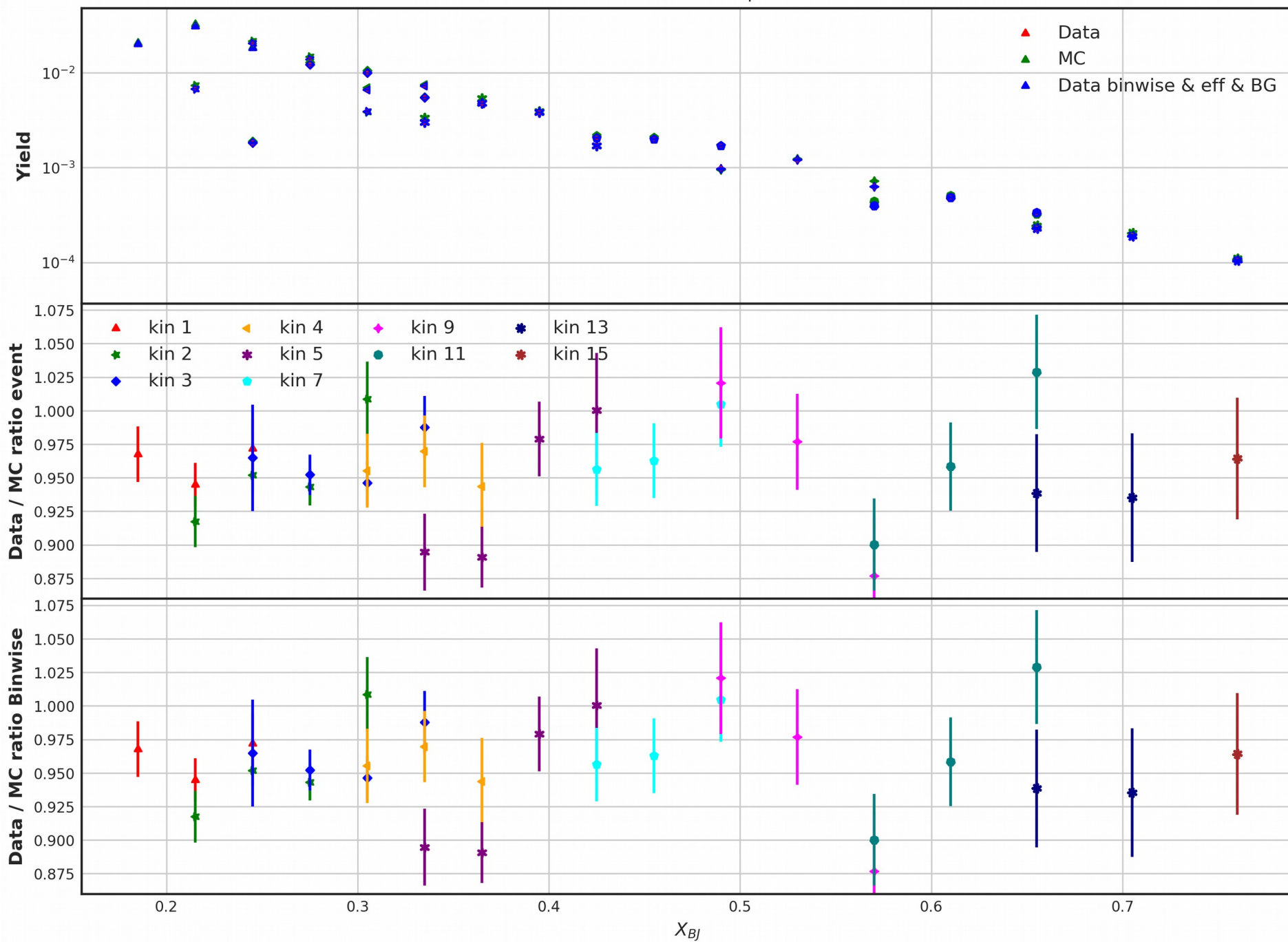


Merge Kinematics together using a weighting by Number of electrons

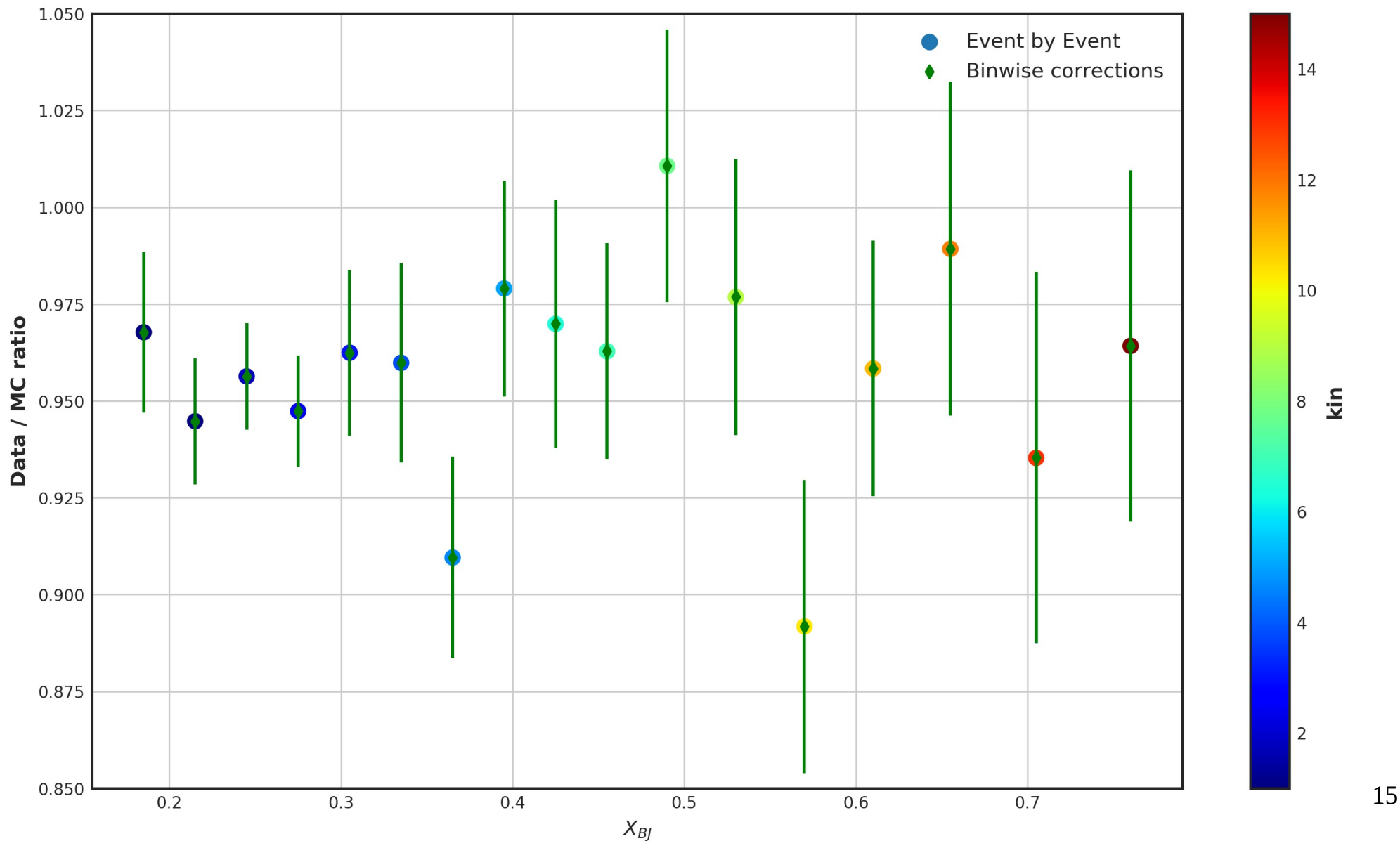


C12

C12 Data to MC comparison

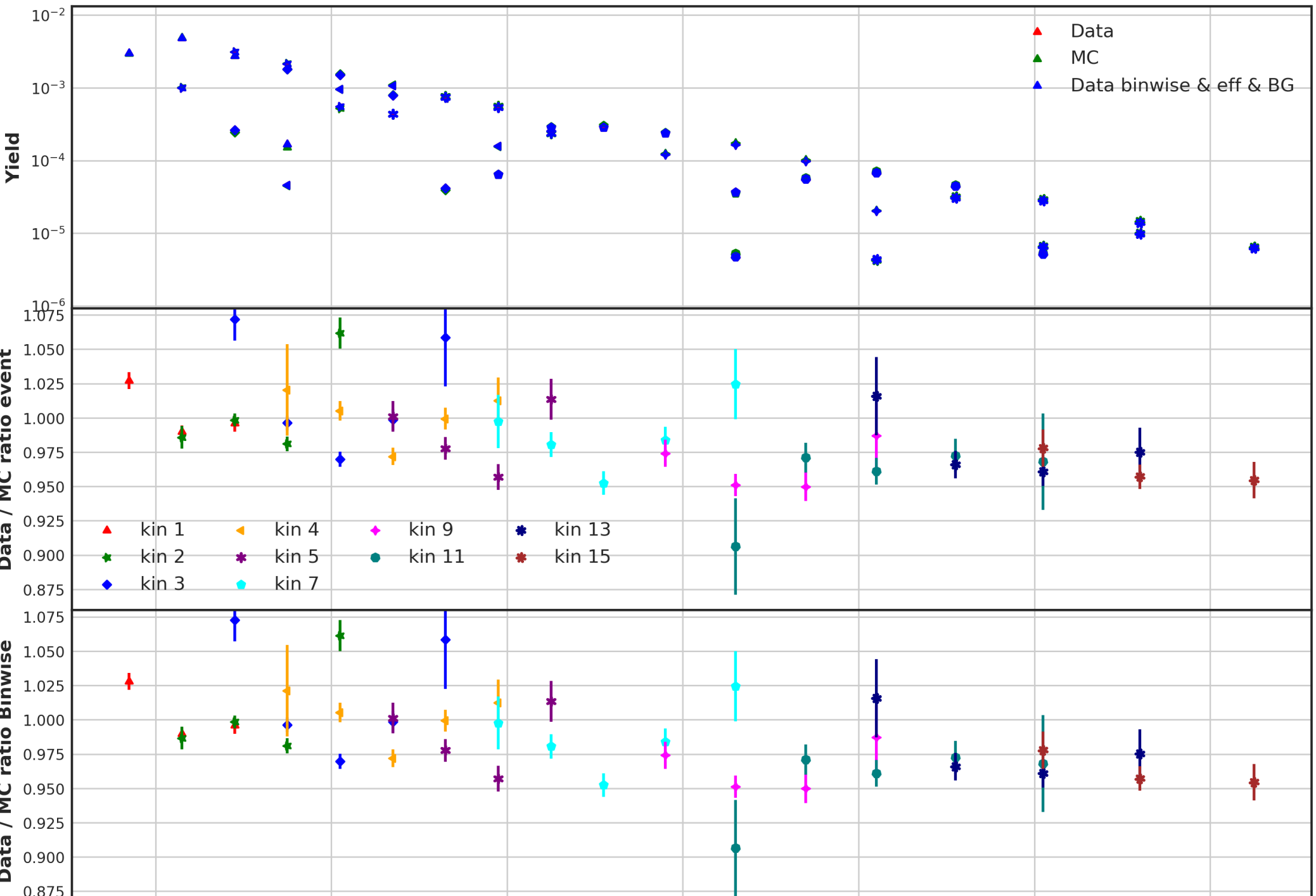


Merge Kinematics together using a weighting by Number of electrons

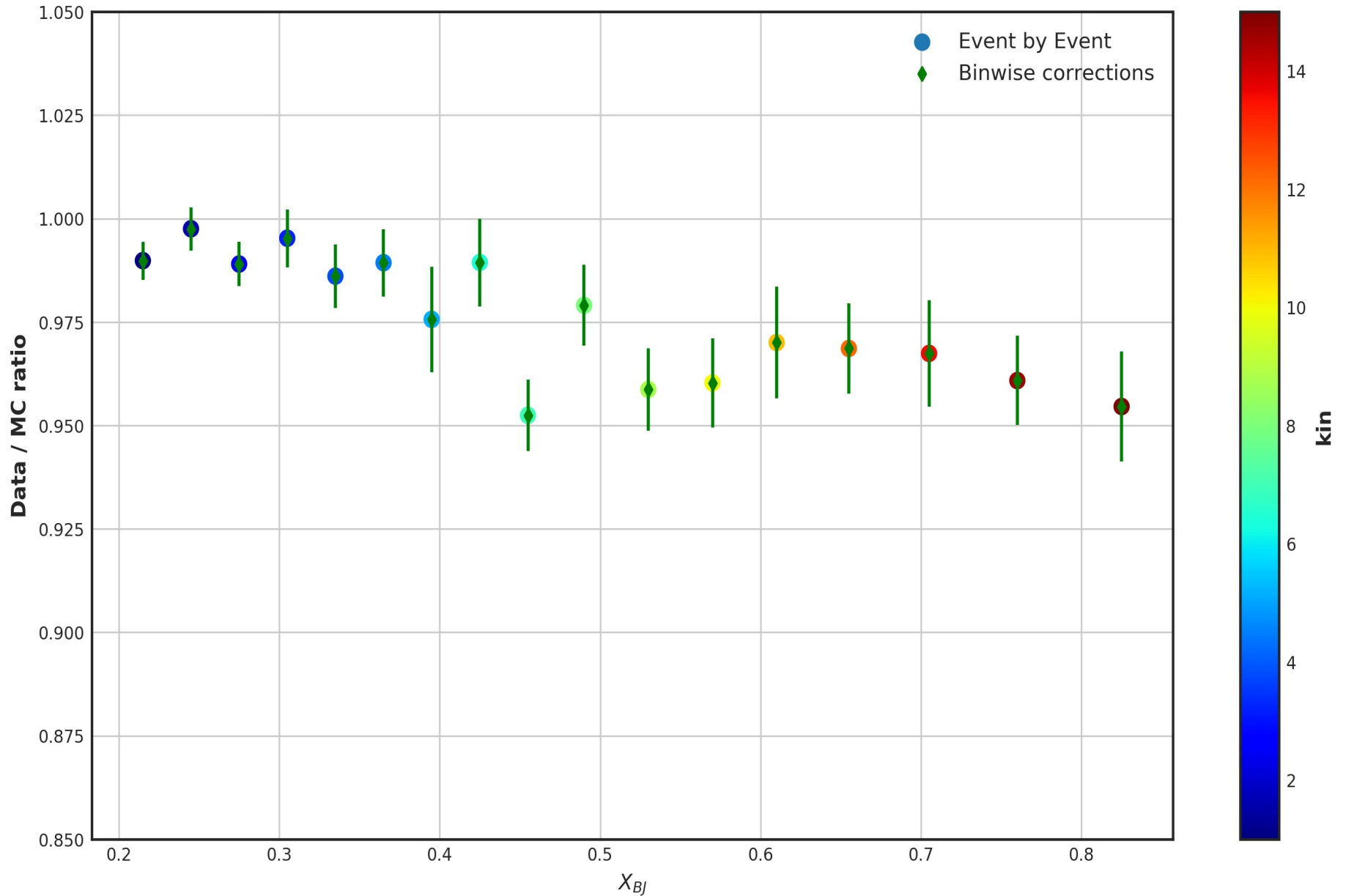


Data to monte carlo comparison H3

H3 Data to MC comparison



Merge Kinematics together using a weighting by Number of electrons for H3



Cross section ratio

